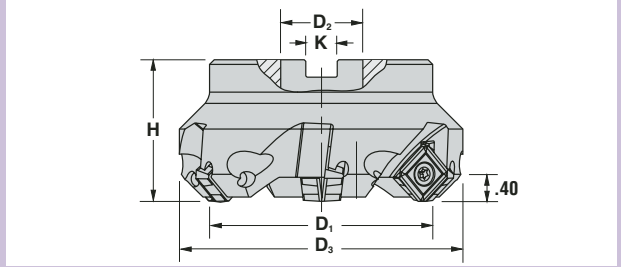
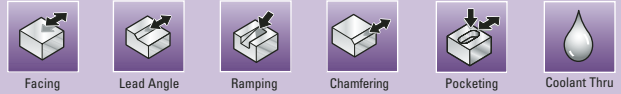


# POWERQUAD<sup>+</sup> HIGH AXIAL SHEAR 45° FACE MILL SERIES 5N6R

<b>Diameters</b> 3.000" to 8.000"	<b>Max. Depth of Cut</b> .41"	<b>Insert Corner</b> .055" x 45°
--------------------------------------	----------------------------------	-------------------------------------



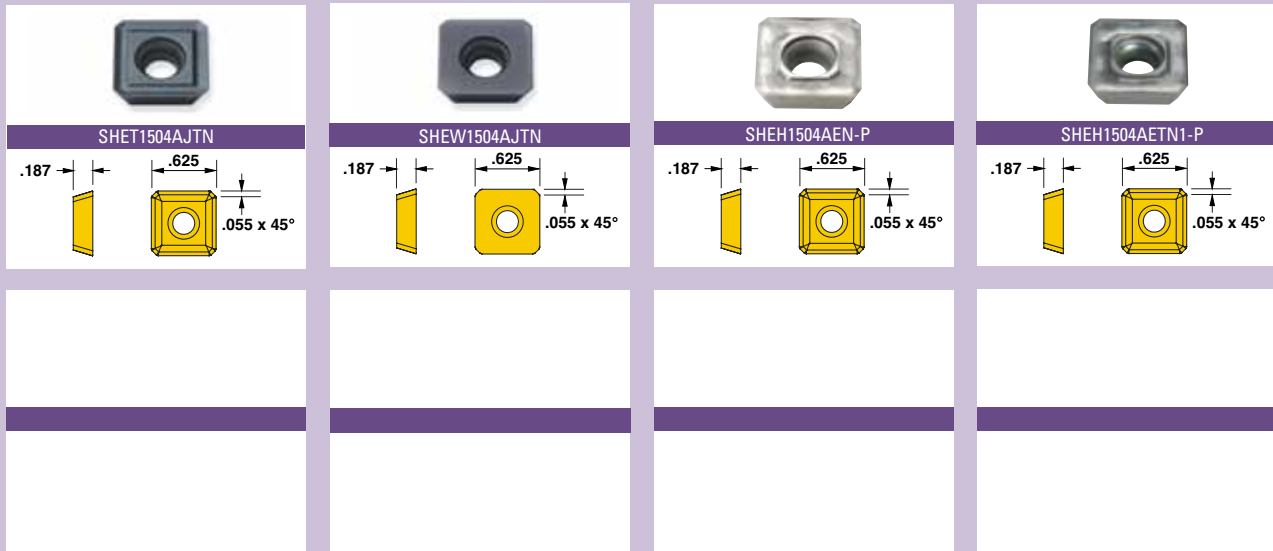
D <sub>1</sub> Effective Diameter	Cutter Number	Number of Inserts	H Height	D <sub>2</sub> Bore Diameter	D <sub>3</sub> Overall Diameter	Bolt Circle	Ramp Angle	K Keyway	Std. Ret. Bolt	** Coolant Ret. Bolt
<b>Medium Density</b>										
3.000	5N6R-30R01	5	1.750	1.000	3.73	-	8.0°	.38	-	-
4.000	5N6R-40R01	6	2.375	1.500	4.73	-	5.7°	.62	-	-
5.000	5N6R-50R01	7	2.375	1.500	5.73	-	4.4°	.62	-	-
6.000	5N6R-60R01	8	2.375	1.500	6.74	-	3.6°	.62	-	-
8.000	5N6R-80R01	10	2.375	2.500	8.74	4.00	-	1.00	-	-
<b>High Density</b>										
3.000	5N6R-30R00	7	1.750	1.000	3.73	-	-	.38	-	-
4.000	5N6R-40R00	8	2.375	1.500	4.73	-	-	.62	-	-
5.000	5N6R-50R00	10	2.375	1.500	5.72	-	-	.62	-	-
6.000	5N6R-60R00	12	2.375	1.500	6.70	-	-	.62	-	-
<b>High Density w/Coolant</b>										
3.000	5N6R-30R20	7	2.000	1.000	3.73	-	-	.38	SD-08-46	SD-08-92
4.000	5N6R-40R20	8	2.625	1.500	4.73	-	-	.62	SD-12-82	SD-12-99
5.000	5N6R-50R20	10	2.625	1.500	5.72	-	-	.62	SD-12-82	SD-12-99
6.000	5N6R-60R20	12	2.625	1.500	6.70	-	-	.62	SD-12-82	SD-12-99

\*\* Optional - Order Separately



Coolant directed across insert face at cutting edge

## INSERTS



Insert Number	Application	Corner	Grades					
			IN	2010	2040	1030	2005	15K
<b>SHET1504AJTN</b>	Multi-Purpose	.055 x 45°	■	■	■	■		
<b>SHEW1504AJTN</b>	Heavy-Duty	.055 x 45°			■			
<b>SHEH1504AEN-P</b>	Ground/Polished (for Alum.)	.055 x 45°						■
<b>SHEH1504AETN1-P</b>	Hi-Temp/Titanium	.055 x 45°					■	

## HARDWARE

Insert Screw		Driver
Part No.	Torque	Part No.
SM50-127-10	40-45 in. lbs.	DS-T20T (Tx-20)