



Member IMC Group

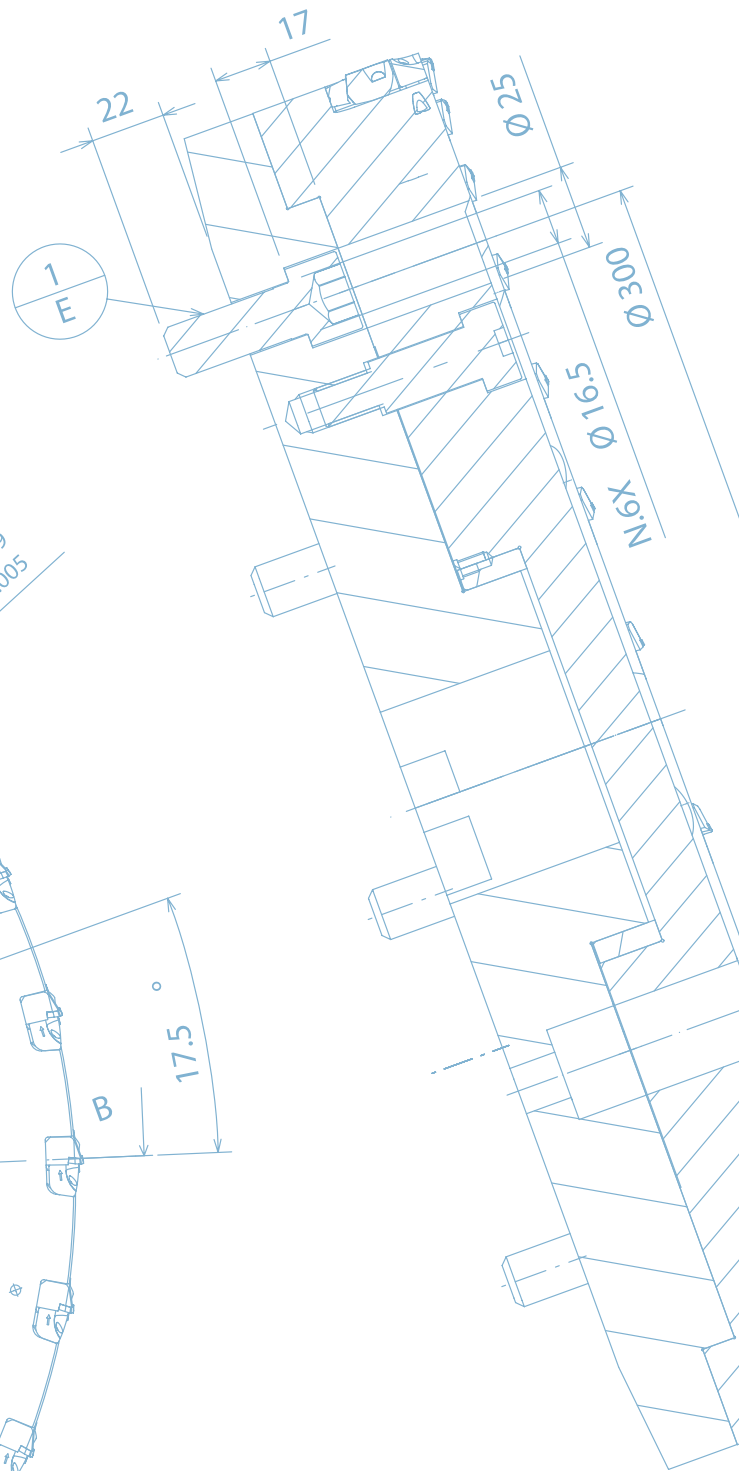
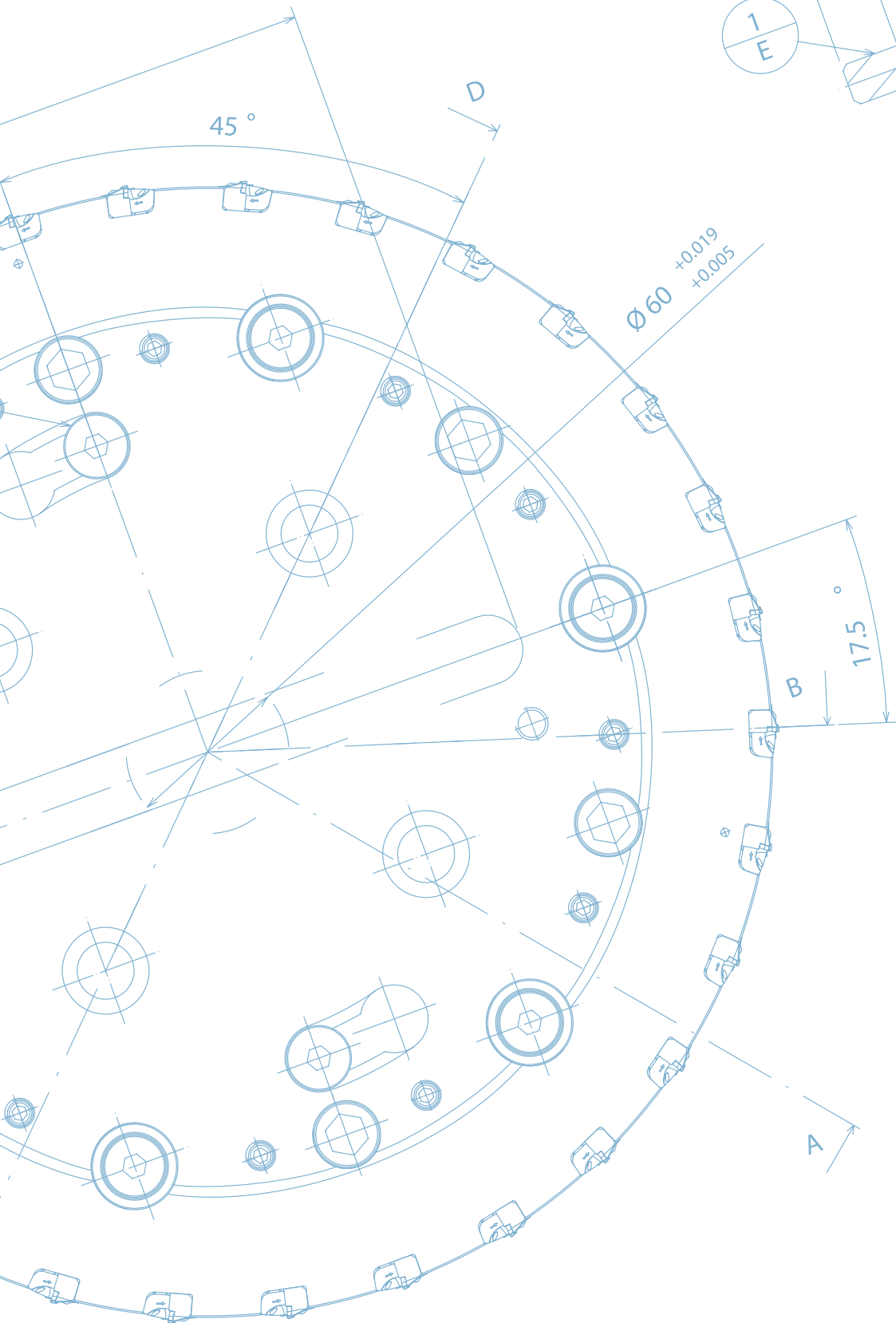




IT.TE.DI.

BRAZED & INDEXABLE PCD/CBN MILLING








Member IMC Group
Ingersoll
Cutting Tools





CONTENTS

TEDISPEED™		6-11
TEDI FEED		12-29
TEDI MILL		30-45
Adaptors		46-51
Technical Information	 	52-69
TEDIBRAZED™		70-77
Cutting Parameters	 	78-79
Services		80

Modern machining operations need to rely on the optimization of the production processes: in this respect the milling operations play a very important role and several factors contribute to its increasing significance. On one side the demand to reduce the machining time and on the other side the constant request for quality improvement as far as surface roughness and flatness are concerned, make it necessary to adopt high performance tools able to guarantee high cutting speeds and long tool life. Moreover, the trend toward stronger, thinner work piece materials in response to the requirement of lighter weight in various industries today highlight the importance of a high quality and versatile cutting edge.

The evolution in the materials to be machined, which may contain carbon, magnesium, composite materials, bimetallic alloys, CGI cast irons, tough cast irons, in addition to the traditional grey cast irons and light alloys, require the most modern cutting materials as well. IT.TE.DI.'s range of milling cutters guarantee the best performance in every machining operation.



A non-superficial approach for every surface

Face milling or contouring: any milling operation can be performed by IT.TE.DI milling cutters, from the simplest cutter with cylindrical shank to the monolithic cutter with replaceable cartridges. IT.TE.DI cutters are the best answer to the most difficult challenges and are available exclusively from Ingersoll Cutting Tools throughout North America.



TEDI SFEED
*PCD Cutting Edges
for Milling*



TEDISFEED™

During CNC machining the cycle time is very important. To improve the productivity, while maintaining a perfect surface finish, IT.TE.DI. is now introducing the TEDISFEED line with a higher number of cutting edges.

The fundamental characteristic is the high performance, which is due to the high rigidity and stability of the mill and of its components. So, to have those aspects with the high number of cutting edges, we developed a specially designed cutting edge cartridge.

When the screw is clamped, it pushes the cartridge towards the mill's body; once the conical wedge has also been placed in its seat and it has been clamped, it further pushes the cartridge, thus locking it into place and proving better stability.

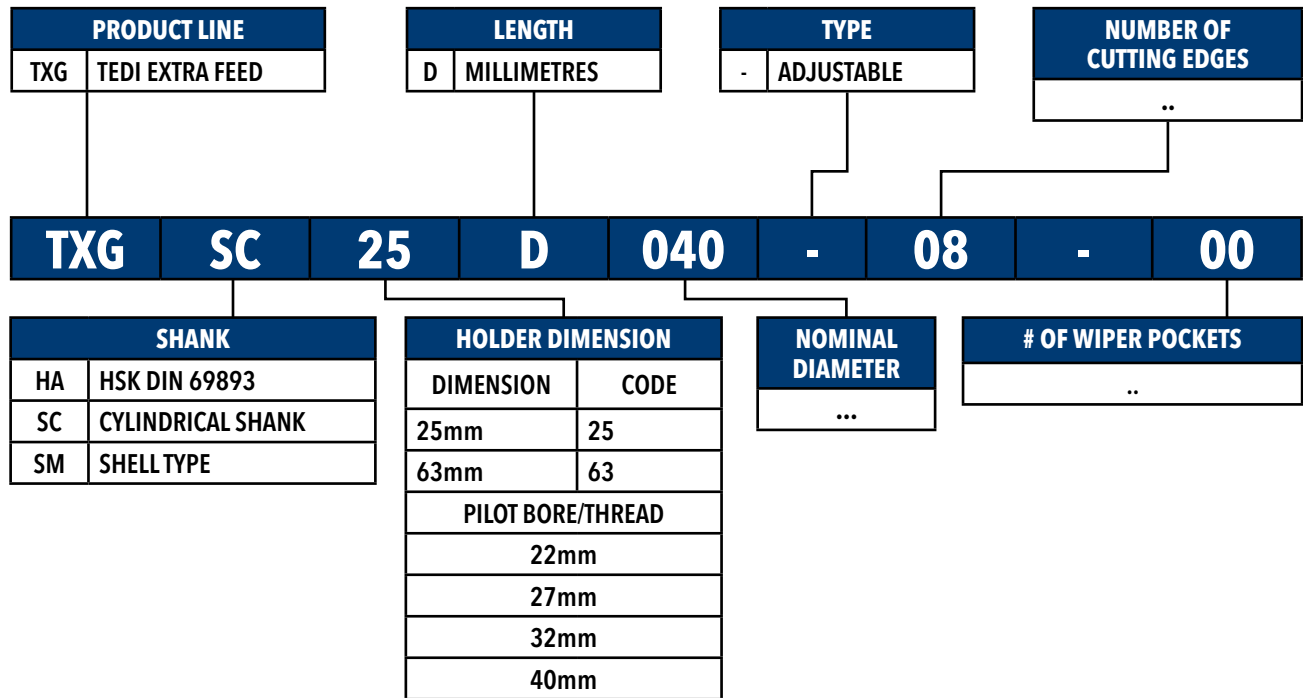
The precise height is guaranteed from the regulation of the adjusting wedge, that is placed below the cartridges. This product line also offers different cutting edge geometries to satisfy the customers requirements.

FEATURES

- High rigidity double clamping system to support high-feed machining
- Up to .024" (.6mm) total axial adjustment to ensure an excellent surface finish
- Multiple cutting edge geometries to cover any application, including 90°/75° lead angles
- 1.5" (40mm) available in cylindrical shank
- 2.0-5.0" (50mm-125mm) range in shell mill or monoblock bodies
- DOC capability of .157" (4mm)
- Ability to re-tip cartridges

PCD

CODIFY



Order examples:

For placing an order of a cutter body shell type $\varnothing 2''$ with Z=10 milling, please indicate the code:

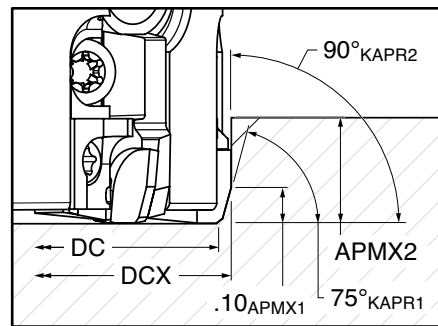
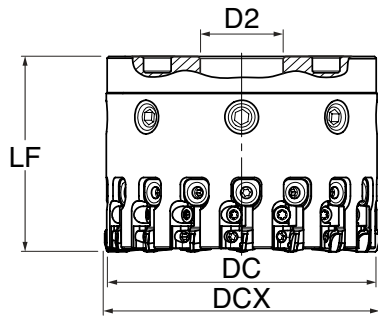
TXGSM221020-10-10

or the ITEM:

2742926

The following codes are referred only to the cutter body not assembled with inserts.

PCD SHELL MILL WITH AXIAL ADJUSTMENT - INCH / METRIC



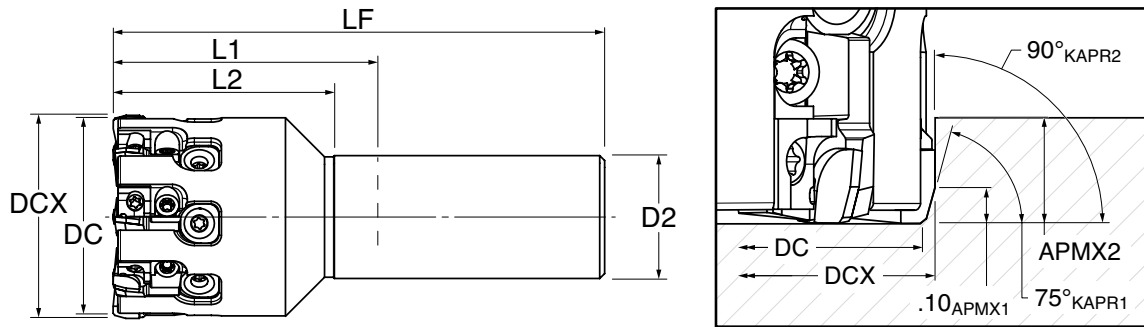
	PRODUCT CODE ¹	D2	DC (90°) DCX (75°)	DC (75°)	HOLDER SHAPE	LF	Z	MATERIAL	ITEM
INCHES	TXGSM22I020-10-00	22mm	2	1.94	A	2.17	10	Steel	2742926
	TXGSM22I025-13-00	22mm	2.5	2.44	B	2.17	13	Steel	2742927
	TXGSM27I030-16-00	27mm	3	2.94	A	2.28	16	Steel	2742928
	TXGSM32I040-22-00	32mm	4	3.94	A	2.28	22	Aluminum + Steel	2742929
	TXGSM40I050-28-00	40mm	5	4.94	A	2.28	28	Aluminum + Steel	2742930
MM	TXGSM22D050U10-00	22mm	50	48.6	B	55	10	Steel	2742926
	TXGSM22D063U13-00	22mm	63	61.6	A	55	13	Steel	2747098
	TXGSM27D080U16-00	27mm	80	78.6	A	58	16	Steel	2747099
	TXGSM32D100U22-00	32mm	100	98.6	A	58	22	Aluminum + Steel	2747100
	TXGSM40D125U28-00	40mm	125	123.6	A	58	28	Aluminum + Steel	2747101

Minimum diameter guaranteed with standard inserts. Refer to related table of available cutting geometry for more detail.

¹Part number refers to body only, without inserts.

PCD

CYLINDRICAL SHANK EM W/ AXIAL ADJUSTMENT - INCH / METRIC



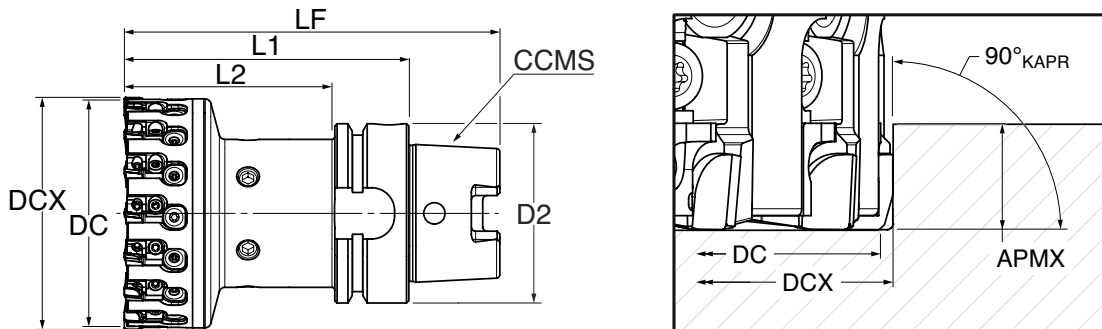
	PRODUCT CODE ¹	D2	DC (90°) DCX (75°)	DC (75°)	HOLDER SHAPE	LF	Z	MATERIAL	ITEM
INCHES	TXGSC011015-07-00	1.00	1.5	1.44	Cylindrical	3.94	7	Steel	2742931
MM	TXGSC25D040U07-00	2 mm	40	38.6	Cylindrical	100	7	Steel	2747102

Minimum diameter guaranteed with standard inserts. Refer to related table of available cutting geometry for more detail.

¹Part number refers to body only, without inserts.

PCD

MONOBLOCK MILL WITH AXIAL ADJUSTMENT - METRIC



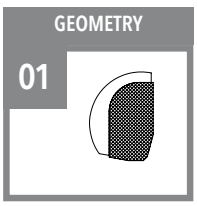
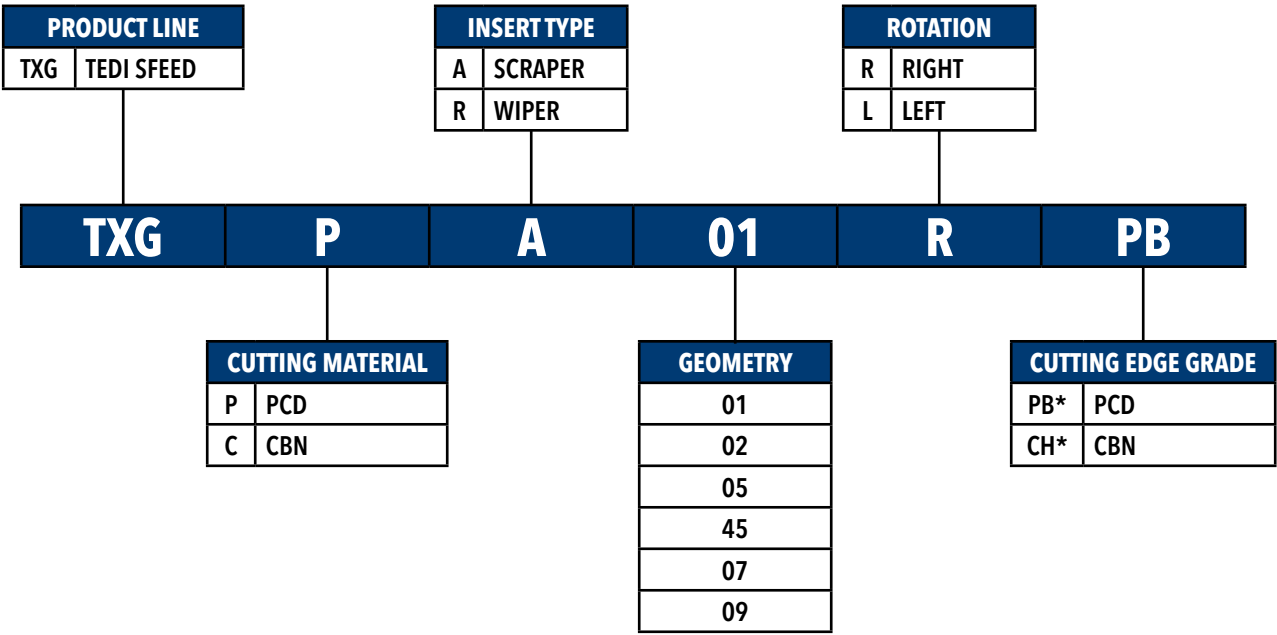
	PRODUCT CODE ¹	D2	DC (90°) DCX (75°)	DC (75°)	HOLDER SHAPE	LF	Z	MATERIAL	ITEM
MM	TXGHA63D063-13-00	52	64.4	63	HSK 63 A	100	13	Steel	2748906
	TXGHA63D080-16-00	52	81.4	80	HSK 63 A	100	16	Steel	2748905
	TXGHA63D100-22-00	52	101.4	100	HSK 63 A	100	22	Steel	2748907

Minimum diameter guaranteed with standard inserts. Refer to related table of available cutting geometry for more detail.

¹Part number refers to body only, without inserts.

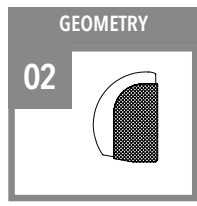
Monoblock mills available upon request.

PCD **INSERTS**



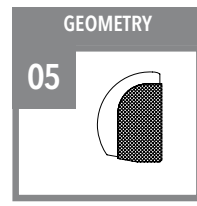
Recommended for finishing not square shoulder surfaces. Suitable for light roughing too.

Achievable surface:
 $0.3 \leq Ra \leq 0.8$



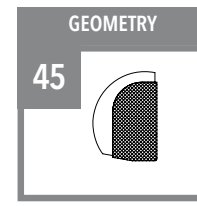
Recommended for finishing square shoulder surfaces. Suitable for light roughing too.

Achievable surface:
 $0.3 \leq Ra \leq 0.8$



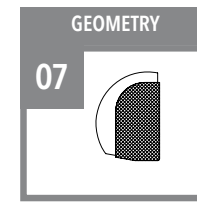
Suitable for roughing or for cutting material with a high impurity content. (Cubing)

Achievable surface:
 $0.4 \leq Ra \leq 1$



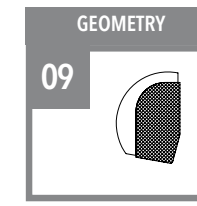
Suitable for semi-finishing rough surfaces

Achievable surface:
 $0.4 \leq Ra < 1$



Suitable for finishing or roughing - general purpose.

Achievable surface:
 $0.4 \leq Ra < 1$



Suitable for finishing rough (gasket) surfaces

Achievable surface:
 $0.8 \leq Ra \leq 3.2$

PRODUCT CODE	AVAILABILITY	GEOMETRY	ROTATION	GRADE*	ITEM
TXGPA01RPJ	Stock	01	R	PB	2717188
TXGPA02RPJ	Stock	02	R	PB	2717189
TXGPA05RPJ	Stock	05	R	PB	2717190
TXGPA45RPJ	Stock	45	R	PB	2747053
TXGPA07RPJ	Stock	07	R	PB	2717191
TXGPA09RPJ	Stock	09	R	PB	2724019

Alternative grades available. Please contact IT.TE.DI. for assistance with choosing the best grade.



TEDI FEED



TEDI FEED
PCD & CBN
Tangential Milling



TEDI FEED

TEDI FEED is the new line of mill with tangential inserts available with PCD and CBN inserts, single, double and full cutting edges. TEDI FEED is studied for machining operations from heavy roughing to super-finishing. Available with all holders, with cylindrical shank, monoblock or shell type configurations. A wide range of diameters, lengths and number of cutting edges guarantee the best results in every applications.

FEATURES

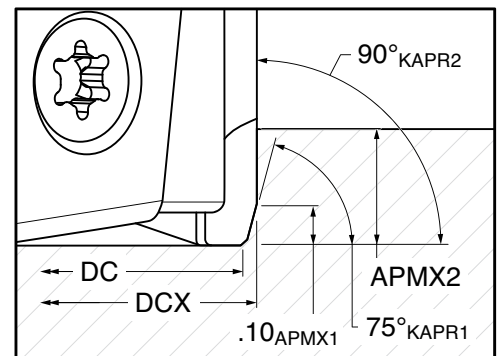
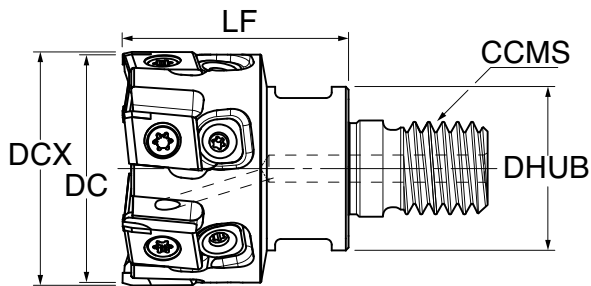
- Suitable for high speed machining
- Low cutting forces
- Insert available with single tip, double tip and full edge
- High number of cutting edges for high productivity



TOP-ON MODULAR CONNECTIONS



PCD / CBN MODULAR END MILL W/ AXIAL ADJUSTMENT - INCH / METRIC



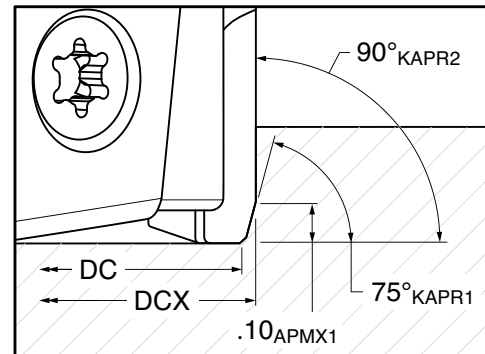
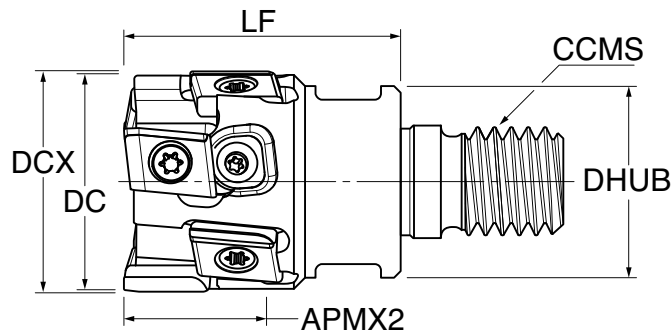
	PRODUCT CODE ¹	DC (90°) DCX (75°)	DC (75°)	CCMS	DHUB	LF	Z	WEIGHT (kg) ²	ITEM
INCHES	TRGTS12I01Z003-00	1.00	0.95	12.00	21.00	40.00	3	0.14	2743146
	TRGTS16I01Z005-00	1.25	1.20	16.00	29.00	40.00	5	0.24	2743147
	TRGTS16I01Z006-00	1.50	1.45	16.00	29.00	40.00	6	0.31	2743148
MM	TUGTS12D02503-00	25.00	23.60	12.00	21.00	40.00	3	0.14	2744559
	TUGTS16D03205-00	32.00	30.60	16.00	29.00	40.00	5	0.24	2744560
	TUGTS16D04006-00	40.00	38.60	16.00	29.00	40.00	6	0.31	2744561

* Minimum diameter guaranteed with standard inserts. Refer to related table of available cutting geometry for more detail.

¹ Item number refers to body only, without inserts.

² The weight is referred to the assembled part (cutter body with inserts).

PCD / CBN HELICAL MODULAR END MILL - INCH / METRIC



	PRODUCT CODE ¹	DC (90°) DCX (75°)	DC (75°)	CCMS	DHUB	LF	Z	WEIGHT (kg) ²	ITEM
INCHES	TRGTS16I012H03-00	1.25	1.20	16.00	29.00	42.00	3	0.26	2743159
	TRGTS16I015H04-00	1.50	1.45	16.00	29.00	45.00	4	0.33	2743160
MM	TUGTS16D032H03-00	32.00	30.60	16.00	29.00	42.00	3	0.26	2744570
	TUGTS16D040H04-00	40.00	38.60	16.00	29.00	45.00	4	0.33	2744571

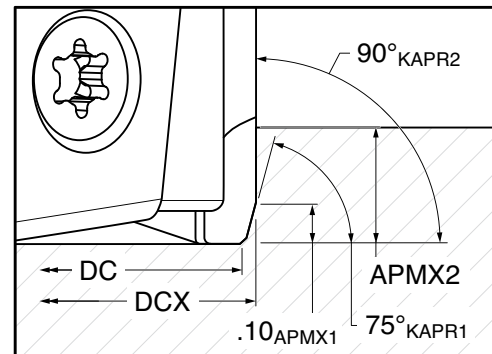
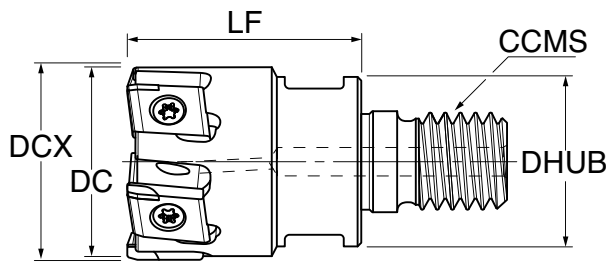
* Minimum diameter guaranteed with standard inserts. Refer to related table of available cutting geometry for more detail.

¹ Item number refers to body only, without inserts.

² The weight is referred to the assembled part (cutter body with inserts).

TEDI FEED[®]

PCD / CBN FIXED POCKET MODULAR END MILL - INCH / METRIC



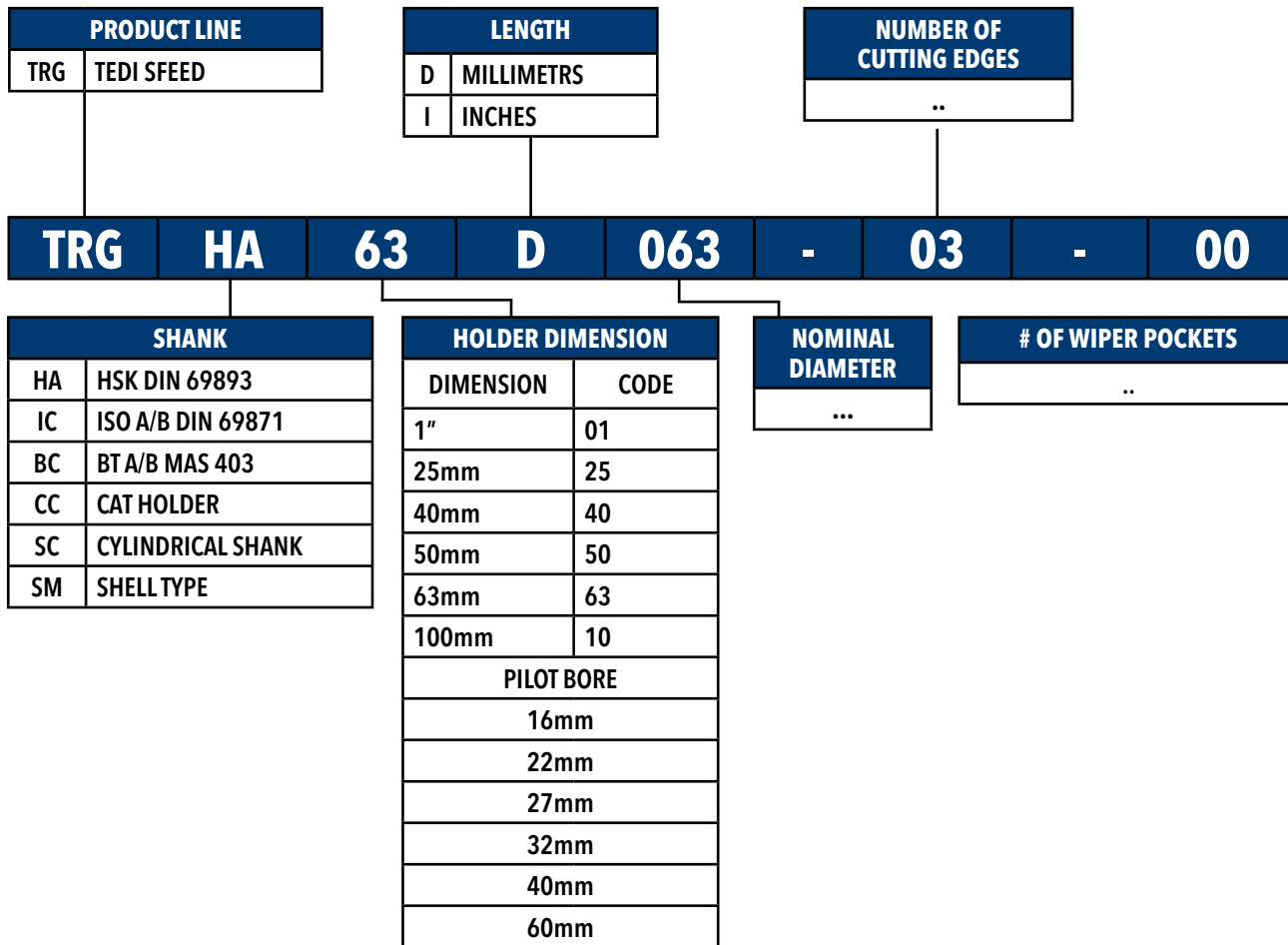
	PRODUCT CODE ¹	DC (90°) DCX (75°)	DC (75°)	CCMS	DHUB	LF	Z	WEIGHT (kg) ²	ITEM
INCHES	TRGTS16I012N05-00	1.25	1.20	16.00	29.00	40.00	5	0.24	2743151
	TRGTS16I015N06-00	1.50	1.45	16.00	29.00	40.00	6	0.35	2743152
MM	TUGTS16D032N05-00	32.00	30.60	16.00	29.00	40.00	5	0.24	2744566
	TUGTS16D040N06-00	40.00	38.60	16.00	29.00	40.00	6	0.35	2744567

* Minimum diameter guaranteed with standard inserts. Refer to related table of available cutting geometry for more detail.

¹ Item number refers to body only, without inserts.

² The weight is referred to the assembled part (cutter body with inserts).

PCD / CBN CODIFY



Order examples:

For placing an order of a cutter body shell type $\varnothing 125$ with Z=18 milling + 2 wiper, please indicate the code:

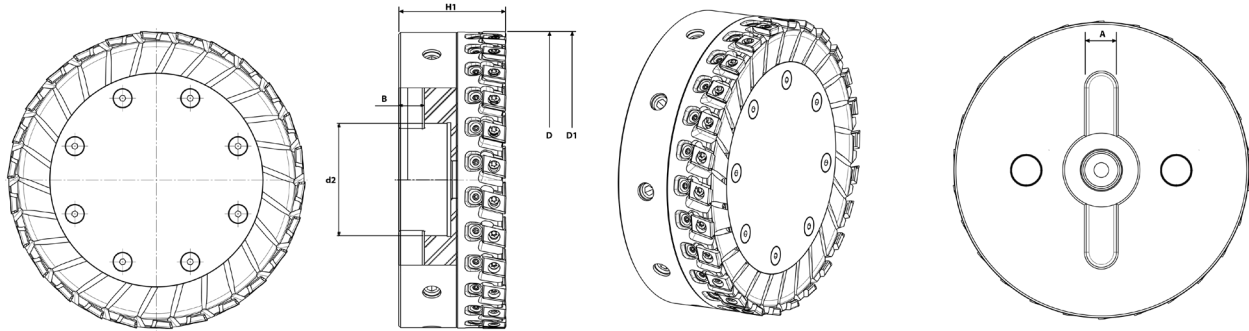
TRGSM40D125-18-02

or the ITEM:

2717435

The following codes are referred only to the cutter body not assembled with inserts.

PCD / CBN SHELL TYPE CUTTERS (ADJUSTABLE) - INCH / METRIC



Drive notch measure (A, B) according to ISO 6462-1983

PRODUCT CODE ¹	d2	HOLDER SHAPE	D * ø nom.	D1**	Z	H1	MATERIAL	WEIGHT (kg) ³	ITEM
TUGSM16D040-06-00 ²	16 mm	A	40	41.4	6	48	Steel	0.43	2742243
TUGSM22D050-08-00	22 mm	A	50	51.4	8	55	Steel	0.73	2742244
TUGSM22D063-10-00	22 mm	B	64	64.4	10	55	Steel	1.18	2736885
TUGSM27D080-12-00	27 mm	A	80	81.4	12	58	Steel	2.00	2742245
TUGSM32D100-16-00	32 mm	A	100	101.4	16	58	Aluminum + Steel	1.77	2742246
TUGSM40D125-20-00	40 mm	A	125	126.4	20	58	Aluminum + Steel	2.86	2736881
TUGSM40D125-18-02	40 mm	A	125	123.6	18+2	58	Aluminum + Steel	2.9	2726316
TUGSM40D160-26-00	40 mm	C	160	158.6	26	58	Aluminum + Steel	5.1	2726297
TUGSM40D160-24-02	40 mm	C	160	158.6	24+2	58	Aluminum + Steel	5.1	2726317
TUGSM60D200-30-00	60 mm	C	200	198.6	30	63	Aluminum + Steel	8.2	2726298
TUGSM60D200-28-02	60 mm	C	200	198.6	28+2	63	Aluminum + Steel	8.2	2726318
TUGSM60D250-34-00	60 mm	C	250	248.6	34	63	Aluminum + Steel	13.0	2726299
TUGSM60D250-32-02	60 mm	C	250	248.6	32+2	63	Aluminum + Steel	13.0	2726319

* Minimum diameter guaranteed with standard inserts. Refer to related table of available cutting geometry for more detail.

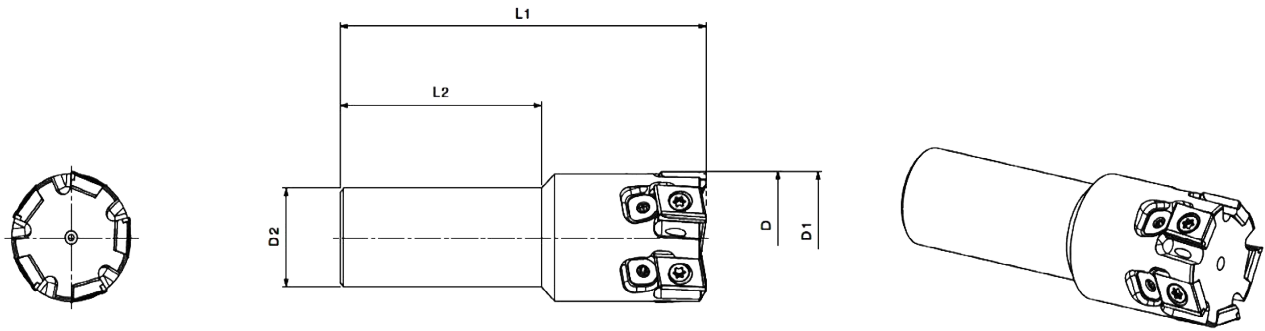
** With '01' and '09' cutting edge geometry.

¹ Item number refers to body only, without inserts.

² Without internal coolant.

³ The weight is referred to the assembled part (cutter body with inserts).

PCD / CBN **CYLINDRICAL TYPE CUTTERS** - INCH / METRIC



	PRODUCT CODE ¹	d2	D * ø nom.	D1 ^{***}	Z	L1	L2	WEIGHT (kg) ³	ITEM
INCHES	TRGSC01I010N03-00**	1"	1"	0.95"	3	4"	2"	0,4	2718069
	TRGSC01I010-03-00	1"	1"	0.95"	3	4"	2"	0,4	2718079
	TRGSC01I012-05-00	1"	1.25"	1.20"	5	4"	2"	0,5	2718080
MM	TUGSC25D025N03-00**	25	25	23.6	3	100	50	0,4	2726332
	TUGSC25D025-03-00	25	25	23.6	3	100	50	0,4	2726335
	TUGSC25D032-05-00	25	32	30.6	5	100	55	0,5	2726333

* Minimum diameter guaranteed with standard inserts. Refer to related table of available cutting geometry for more detail

** Without axial adjustment

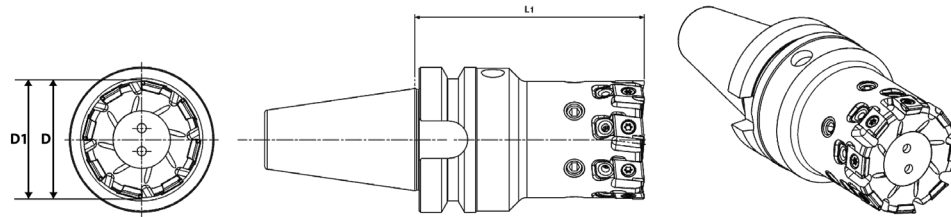
*** With '01' and '09' cutting edge geometry

¹ Item number refers to body only, without inserts.

³ The weight is referred to the assembled part (cutter body with inserts).

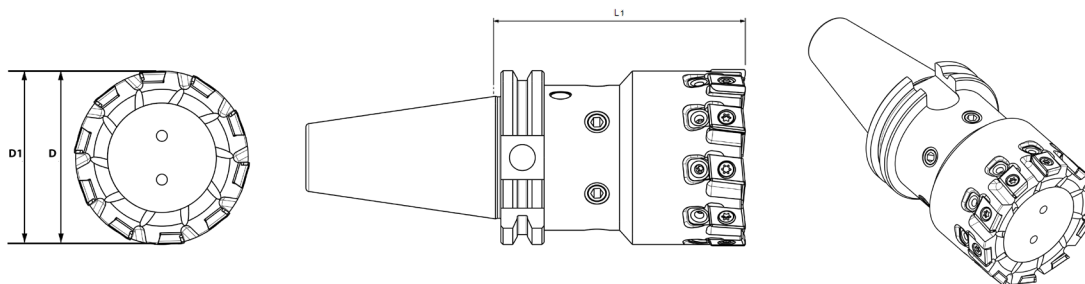


PCD / CBN MONOBLOCK TYPE CUTTERS - METRIC

BTA/B
MAS 403

PRODUCT CODE ¹	BT TAPER DIMENSION	D * ø nom.	D1	Z	L1	MATERIAL	WEIGHT (kg) ³
TRGBC40D040-06-00	40	40	41,4	6	100	Steel	1,8
TRGBC40D050-08-00	40	50	51,4	8	100	Steel	2,1
TRGBC40D063-10-00	40	63	64,4	10	100	Steel	2,7
TRGBC40D080-12-00	40	80	81,4	12	100	Steel	3,3
TRGBC40D100-16-00	40	100	101,4	16	100	Steel	4,2
TRGBC40D125-20-00	40	125	126,4	20	100	Steel	5,6

PCD / CBN MONOBLOCK TYPE CUTTERS - METRIC

ISO A/B
DIN 69871

PRODUCT CODE ¹	ISO TAPER DIMENSION	D * ø nom.	D1	Z	L1	MATERIAL	WEIGHT (kg) ³
TRGIC40D040-06-00	40	40	41,4	6	100	Steel	1,6
TRGIC40D050-08-00	40	50	51,4	8	100	Steel	2,0
TRGIC40D063-10-00	40	63	64,4	10	100	Steel	2,3
TRGIC40D080-12-00	40	80	81,4	12	100	Steel	2,9
TRGIC40D100-16-00	40	100	101,4	16	100	Steel	3,8
TRGIC40D125-20-00	40	125	126,4	20	100	Steel	5,2

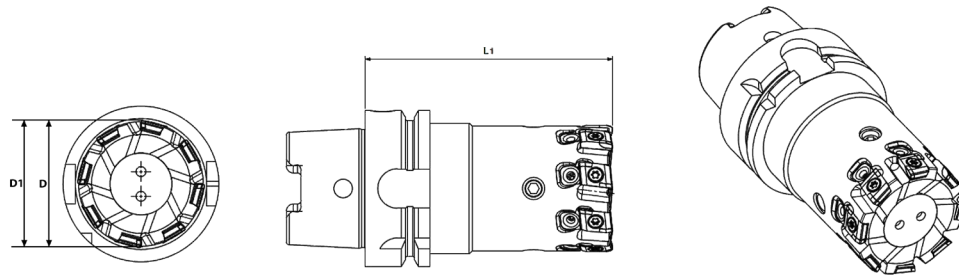
*Minimum diameter guaranteed with standard inserts. Refer to related table of available cutting geometry for more detail.

¹Item number refers to body only, without inserts.

³The weight is referred to the assembled part (cutter body with cutting parts).

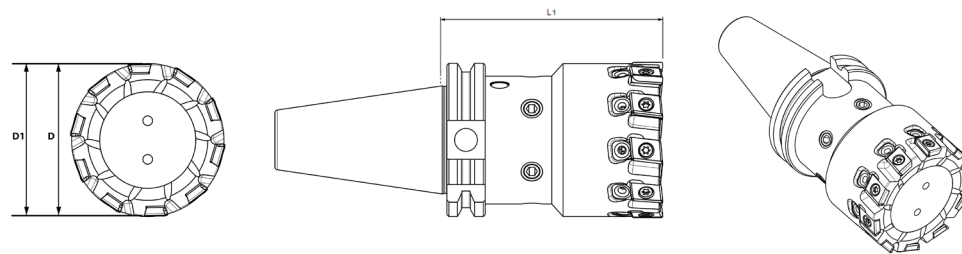
Monoblock cutters are non-stock standard - request a quote.

PCD / CBN MONOBLOCK TYPE CUTTERS - METRIC HSK A
DIN 69893



PRODUCT CODE ¹	HSK TAPER DIMENSION	D * ø nom.	D1	Z	L1	MATERIAL	WEIGHT (kg) ³
TRGHA63D040-06-00	A 63	40	41,4	6	100	Steel	1,5
TRGHA63D050-80-00	A 63	50	51,4	8	100	Steel	1,8
TRGHA63D063-10-00	A 63	63	64,4	10	100	Steel	2,2
TRGHA63D080-12-00	A 63	80	81,4	12	100	Steel	2,8
TRGHA63D100-16-00	A 63	100	101,4	16	100	Steel	3,7
TRGHA63D125-20-00	A 63	125	126,4	20	100	Steel	5,1
TRGHA10D080-12-00	A 100	80	81,4	12	100	Steel	4,9
TRGHA10D100-16-00	A 100	100	101,4	16	100	Steel	5,8
TRGHA10D125-20-00	A 100	125	126,4	20	100	Steel	7,2

PCD / CBN MONOBLOCK TYPE CUTTERS - METRIC CAT

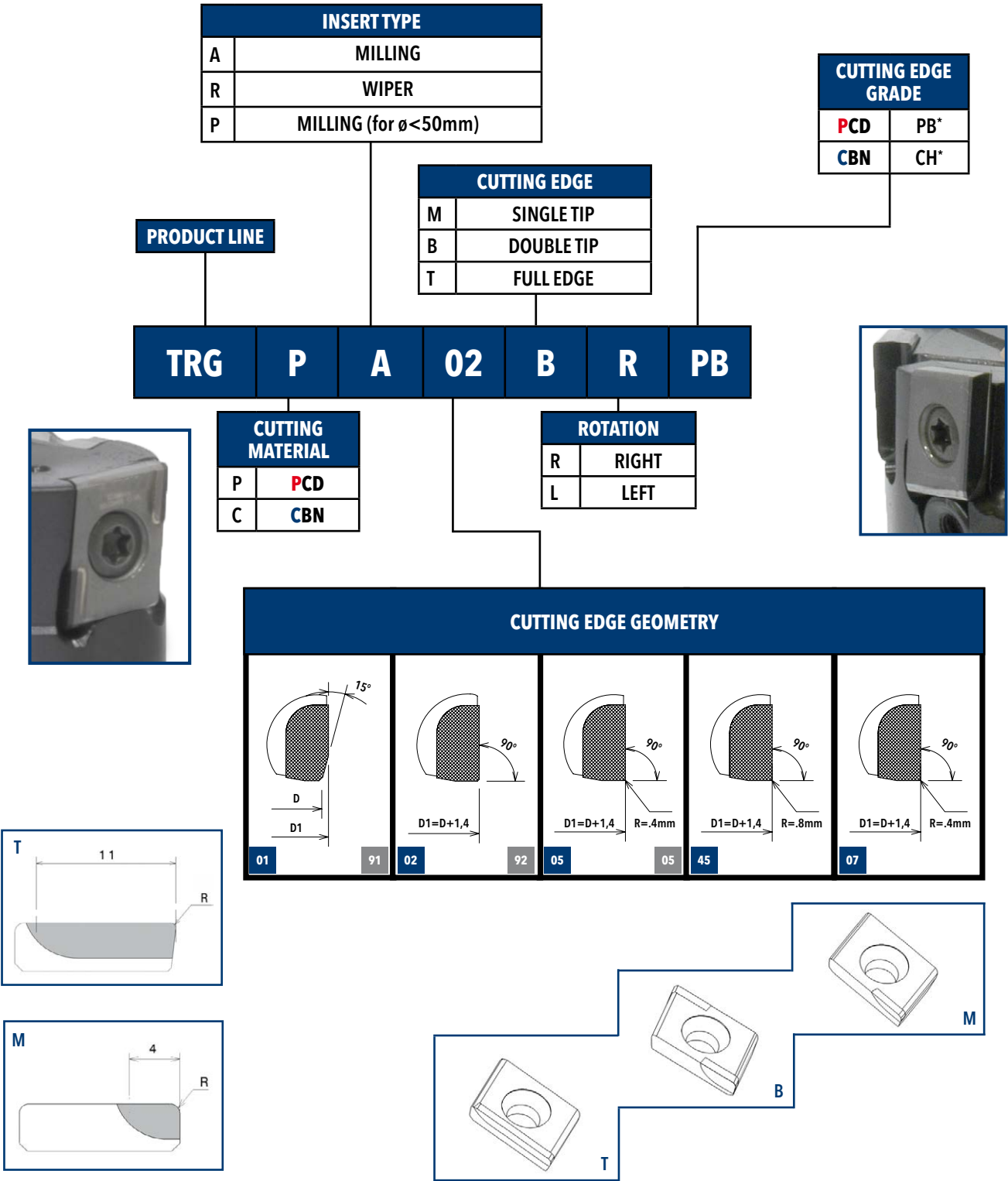


PRODUCT CODE ¹	CAT TAPER DIMENSION	D * ø nom.	D1	Z	L1	MATERIAL	WEIGHT (kg) ³
TRGCC40D040-06-00	40	40	41,4	6	100	Steel	1,6
TRGCC40D050-08-00	40	50	51,4	8	100	Steel	2,0
TRGCC40D063-10-00	40	63	64,4	10	100	Steel	2,3
TRGCC40D080-12-00	40	80	81,4	12	100	Steel	2,9
TRGCC40D100-16-00	40	100	101,4	16	100	Steel	3,8
TRGCC40D125-20-00	40	125	126,4	20	100	Steel	5,2

*Minimum diameter guaranteed with standard inserts. Refer to related table of available cutting geometry for more detail.
¹Item number refers to body only, without inserts.
³The weight is referred to the assembled part (cutter body with cutting parts).
 Monoblock cutters are non-stock standard - request a quote.

PCD / CBN INSERTS

Inserts are screw clamped in mill body to help assembling process. Several combination of insert are available to cover a wide range of material and applications.

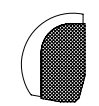
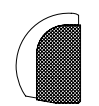
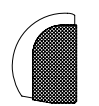
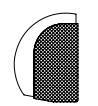
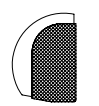
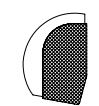
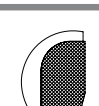

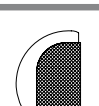

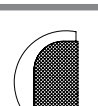

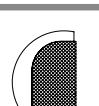



*Alternative grades available, please contact IT.TE.DI. for choosing the best grade.

PCD

INSERTS

RECOMMENDED GRADE FOR ALUMINUM ALLOYS WITH Si < 12 - 14% AND MAGNESIUM ALLOYS

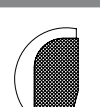
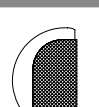
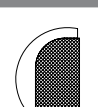
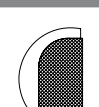
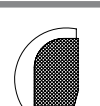

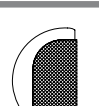
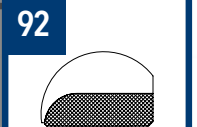
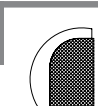
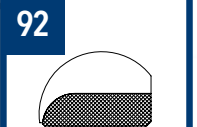
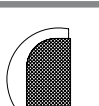

<p>GEOMETRY</p> <p>01 </p> <p>Recommended for finishing not square shoulder surfaces. Suitable for light roughing too.</p> <p>Achievable surface: $0.3 \leq Ra \leq 0.8$</p>	<p>GEOMETRY</p> <p>02 </p> <p>Recommended for finishing square shoulder surfaces. Suitable for light roughing too.</p> <p>Achievable surface: $0.3 \leq Ra \leq 0.8$</p>	<p>GEOMETRY</p> <p>05 </p> <p>Suitable for roughing or for cutting material with a high impurity content. (Cubing)</p> <p>Achievable surface: $0.4 \leq Ra \leq 1$</p>	<p>GEOMETRY</p> <p>45 </p> <p>Suitable for finishing to medium roughing</p> <p>Achievable surface: $0.4 \leq Ra \leq 1$</p>	<p>GEOMETRY</p> <p>07 </p> <p>Suitable for finishing or roughing - general purpose.</p> <p>Achievable surface: $0.4 \leq Ra < 1$</p>	<p>GEOMETRY</p> <p>09 </p> <p>Suitable for finishing rough (gasket) surfaces</p> <p>Achievable surface: $0.8 \leq Ra \leq 3.2$</p>
<p>01 </p> <p>01 </p> <p>WIPER</p> <p>Achievable Surface: $0.1 \leq Ra \leq 0.5$</p>	<p>02 </p> <p>02 </p> <p>WIPER</p> <p>Achievable Surface: $0.1 \leq Ra \leq 0.5$</p>		<p>45 </p> <p>02 </p> <p>WIPER</p> <p>Achievable Surface: $0.1 \leq Ra \leq 0.5$</p>	<p>07 </p> <p>02 </p> <p>WIPER</p> <p>Achievable Surface: $0.1 \leq Ra \leq 0.5$</p>	

TEDI FEED

CBN

INSERTS

RECOMMENDED GRADE FOR GREY CAST IRONS AND NON FERROUS CAST IRONS

<p>GEOMETRY</p> <p>91 </p> <p>Recommended for finishing not square shoulder surfaces.</p> <p>Achievable surface: $0.4 \leq Ra \leq 0.8$</p>	<p>GEOMETRY</p> <p>92 </p> <p>Recommended for finishing square shoulder surfaces.</p> <p>Achievable surface: $0.4 \leq Ra \leq 0.8$</p>	<p>GEOMETRY</p> <p>45 </p> <p>Recommended for finishing square shoulder surfaces.</p> <p>Achievable surface: $0.4 \leq Ra \leq 0.8$</p>	<p>GEOMETRY</p> <p>05 </p> <p>Recommended for roughing square shoulder surfaces.</p> <p>Achievable surface: $0.4 \leq Ra \leq 0.8$</p>
<p>91 </p> <p>92 </p> <p>WIPER</p> <p>Achievable Surface: $0.2 \leq Ra \leq 0.5$</p>	<p>92 </p> <p>92 </p> <p>WIPER</p> <p>Achievable Surface: $0.2 \leq Ra \leq 0.5$</p>	<p>45 </p> <p>92 </p> <p>WIPER</p> <p>Achievable Surface: $0.2 \leq Ra \leq 0.5$</p>	<p>05 </p> <p>92 </p> <p>WIPER</p> <p>Achievable Surface: $0.2 \leq Ra \leq 0.5$</p>

PCD

INSERTS

SINGLE TIP



Sample shown: right hand.

PRODUCT CODE	AVAILABILITY	GEOMETRY	ROTATION	GRADE	ITEM
TRGPA01MRPB	▲	01	R	PB	2717188
TRGPA02MRPB	▲	02	R	PB	2717189
TRGPA05MRPB	▲	05	R	PB	2717190
TRGPA07MRPB	▲	07	R	PB	2717191
TRGPA09MRPB	▲	09	R	PB	2724019
TRGPA45MRPB	▲	45	R	PB	2735937

DOUBLE TIP



Sample shown: right hand.

PRODUCT CODE	AVAILABILITY	GEOMETRY	ROTATION	GRADE	ITEM
TRGPA01BRPB	▲	01	R	PB	2717192
TRGPA02BRPB	▲	02	R	PB	2717193
TRGPA05BRPB	▲	05	R	PB	2717194
TRGPA07BRPB	▲	07	R	PB	2717195
TRGPA45BRPB	▲	45	R	PB	2735939

FULL EDGE



Sample shown: right hand.

PRODUCT CODE	AVAILABILITY	GEOMETRY	ROTATION	GRADE	ITEM
TRGPA01TRPB	○	01	R	PB	2717196
TRGPA02TRPB	○	02	R	PB	2717197
TRGPA05TRPB	▲	05	R	PB	2717198
TRGPA07TRPB	▲	07	R	PB	2717199
TRGPA09TRPB	▲	09	R	PB	2723895
TRGPA45TRPB	▲	45	R	PB	2735938

WIPER



Sample shown: right hand.

PRODUCT CODE	AVAILABILITY	GEOMETRY	ROTATION	GRADE	ITEM
TRGPR02TRPB	▲	02	R	PB	2717201

▲ Available in stock

○ Available upon request

CBN

INSERTS

SINGLE TIP



Sample shown: right hand.

PRODUCT CODE	AVAILABILITY	GEOMETRY	ROTATION	GRADE	ITEM
TRGCA91MRCH	▲	91	R	CH	2717530
TRGCA92MRCH	▲	92	R	CH	2717531
TRGCA05MRCH	▲	05	R	CH	2717532

DOUBLE TIP



Sample shown: right hand.

PRODUCT CODE	AVAILABILITY	GEOMETRY	ROTATION	GRADE	ITEM
TRGCA91BRCH	▲	91	R	CH	2717533
TRGCA92BRCH	▲	92	R	CH	2717534
TRGCA05BRCH	▲	05	R	CH	2717535

WIPER



Sample shown: right hand.

PRODUCT CODE	AVAILABILITY	GEOMETRY	ROTATION	GRADE	ITEM
TRGCR92TRCH	▲	92	R	CH	2717537

- ▲ Available in stock
- Available upon request

PCD

INSERTS - FOR CUTTERS $\varnothing \leq 2.00'' / 50\text{mm}$

SINGLE TIP



Sample shown: right hand.

PRODUCT CODE	AVAILABILITY	GEOMETRY	ROTATION	GRADE	ITEM
TRGPP01MRPB	▲	01	R	PB	2717465
TRGPP02MRPB	▲	02	R	PB	2717466
TRGPP05MRPB	▲	05	R	PB	2717467
TRGPP45MRPB	▲	45	R	PB	2719486
TRGPP07MRPB	▲	07	R	PB	2717468
TRGPP09MRPB	▲	09	R	PB	2730867

DOUBLE TIP



Sample shown: right hand.

PRODUCT CODE	AVAILABILITY	GEOMETRY	ROTATION	GRADE	ITEM
TRGPP01BRPB	▲	01	R	PB	2717469
TRGPP02BRPB	▲	02	R	PB	2717470
TRGPP05BRPB	▲	05	R	PB	2717471
TRGPP45BRPB	▲	45	R	PB	2735940
TRGPP07BRPB	▲	07	R	PB	2717472

FULL EDGE



Sample shown: right hand.

PRODUCT CODE	AVAILABILITY	GEOMETRY	ROTATION	GRADE	ITEM
TRGPP01TRPB	▲	01	R	PB	2717473
TRGPP02TRPB	○	02	R	PB	2717474
TRGPP05TRPB	▲	05	R	PB	2717475
TRGPP45TRPB	▲	45	R	PB	2719487
TRGPP07TRPB	▲	07	R	PB	2717476
TRGPP09TRPB	▲	09	R	PB	2730865

▲ Available in stock

○ Available upon request

CBN

INSERTS - FOR CUTTERS $\varnothing \leq 2.00'' / 50\text{mm}$

SINGLE TIP



Sample shown: right hand.

PRODUCT CODE	AVAILABILITY	GEOMETRY	ROTATION	GRADE	ITEM
TRGCP91MRCH	▲	91	R	CH	2717541
TRGCP92MRCH	▲	92	R	CH	2717542
TRGCP45MRCH	▲	45	R	CH	2735943
TRGCP05MRCH	▲	05	R	CH	2717543


DOUBLE TIP



Sample shown: right hand.

PRODUCT CODE	AVAILABILITY	GEOMETRY	ROTATION	GRADE	ITEM
TRGCP91BRCH	▲	91	R	CH	2717544
TRGCP92BRCH	▲	92	R	CH	2717545
TRGCP45BRCH	▲	45	R	CH	2735944
TRGCP05BRCH	▲	05	R	CH	2717546

- ▲ Available in stock
- Available upon request



TEDI MILL

*The perfect
answer*



TEDI MILL

TEDI MILL is a family of cutters with replaceable cartridges with brazed PCD and PCBN cutting edges. They have been developed thanks to IT.TE.DI's experience and research and are the result of modern solutions and accurate production checks. An important feature of the TEDI MILL is its clamping system: besides the common screw clamping, a clamping wedge is added, thus the rigidity of the cutter is increased and higher cutting speeds, feeds and tool life are attainable. The clamping wedge also prevents erosion of the cutter body from chip wash and it directs coolant directly to the cutting edge which helps prevent material build up and extends tool life. TEDI MILL cutters are very versatile: one cutter body may be equipped with inexpensive "disposable" cartridges or with cartridges that can be re-tipped several times.

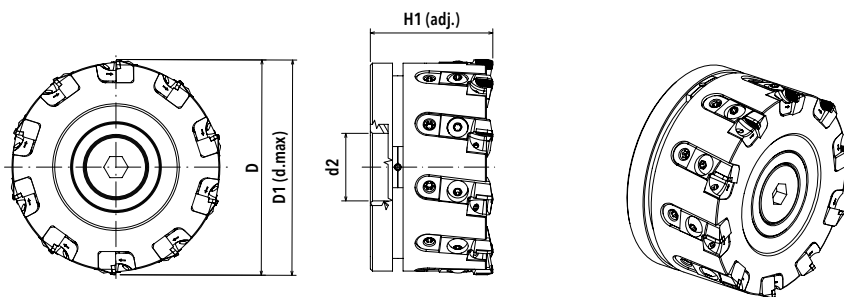
There is the additional option to add one or more wiper cartridges to the cutter according to the machining operation. TEDI MILL cutters are provided with a quick and precise micro adjustment system which allows the user to set each individual cartridge, in order to achieve minimal axial run-out and thus ensure a good surface quality and a long life of the cutting edges. Moreover a simple device allows balancing to a G 1.6. The wide range of available cutters includes shell cutters and high productivity integral TEDI MILL cutters featuring a higher number of teeth to meet the demand of machining efficiency. All TEDI MILL cutters are designed to perform in dry machining, with coolant and with MQL. Also, the special adaptors made by IT.TE.DI can be mounted in high coolant pressure machines. TEDI MILL milling cutters show their best performance in the finishing operations.

Their structural features and stability guarantee machining efficiency in roughing operations too.



PCD

SHELL TYPE CUTTERS - INCH



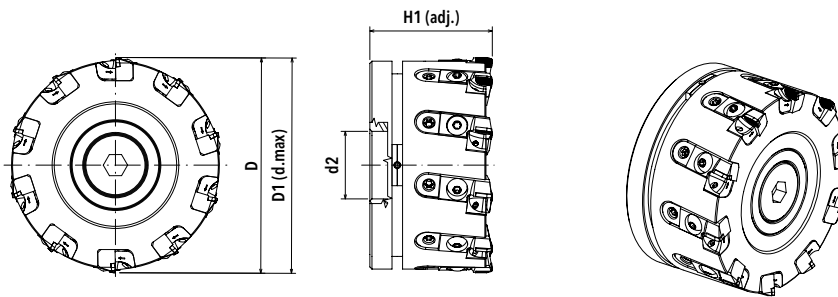
PART NUMBER	d2 (MM)	HOLDER SHAPE	D (*) Ø NOM. (INCH)	D1 (INCH)	Z	H1	MATERIAL	ROTATION	EDP
FIP020R040A	22	A	2.00	2.055	4	2.165	Aluminum	R	
FIP020R050S	22	A	2.00	2.055	5	2.165	Steel	R	
FIP025R050A	22	B	2.50	2.555	5	2.165	Aluminum	R	
FIP025R060A	22	B	2.50	2.555	6	2.165	Aluminum	R	
FIP030R050A	27	A	3.00	3.055	5	2.283	Aluminum	R	
FIP030R060A	27	A	3.00	3.055	6	2.283	Aluminum	R	
FIP030R080A	27	A	3.00	3.055	8	2.283	Aluminum	R	
FIP040R080A	32	A	4.00	4.055	8	2.283	Aluminum	R	
FIP050R100A	40	A	5.00	5.055	10	2.283	Aluminum	R	
FIP060R100A	40	C	6.00	6.055	10	2.283	Aluminum	R	
FIP060R180A	40	C	6.00	6.055	18	2.283	Aluminum	R	
FIP070R200A	40	C	7.00	7.055	20	2.283	Aluminum	R	
FIP080R120A	60	C	8.00	8.055	12	2.48	Aluminum	R	
FIP080R240A	60	C	8.00	8.055	24	2.48	Aluminum	R	
FIP100R160A	60	C	10.00	10.055	16	2.48	Aluminum	R	
FIP100R300A	60	C	10.00	10.055	30	2.48	Aluminum	R	

(*) Minimum diameter guaranteed with standard cartridges. Ref. page 31 depending on cartridge geometry.

(!) Item number refers to body only, without cartridges.

PCD

SHELL TYPE CUTTERS - METRIC



PART NUMBER	d2	HOLDER SHAPE	D (*) Ø NOM.	D1	Z	H1	MATERIAL	ROTATION	EDP
FTP040R030S	16	A	40	41,4	3	48	Steel	R	
FTP050R040A	22	A	50	51,4	4	55	Light Alloy	R	
FTP050R050S	22	A	50	51,4	5	55	Steel	R	
FTP063R030A	22	B	63	64,4	3	55	Light Alloy	R	
FTP063R050A	22	B	63	64,4	5	55	Light Alloy	R	
FTP063R060A	22	B	63	64,4	6	55	Light Alloy	R	
FTP080R050A	27	A	80	81,4	5	58	Light Alloy	R	
FTP080R060A	27	A	80	81,4	6	58	Light Alloy	R	
FTP080R080A	27	A	80	81,4	8	58	Light Alloy	R	
FTP080R100T	27	A	80	81,4	10	58	Titanium	R	
FTP100R060A	32	A	100	101,4	6	58	Light Alloy	R	
FTP100R080A	32	A	100	101,4	8	58	Light Alloy	R	
FTP100R100A	32	A	100	101,4	10	58	Light Alloy	R	
FTP100R120T	32	A	100	101,4	12	58	Titanium	R	
FTP125R080A	40	A	125	126,4	8	58	Light Alloy	R	
FTP125R100A	40	A	125	126,4	10	58	Light Alloy	R	
FTP125R120A	40	A	125	126,4	12	58	Light Alloy	R	
FTP125R140A	40	A	125	126,4	14	58	Light Alloy	R	
FTP125R160T	40	A	125	126,4	16	58	Titanium	R	
FTP160R100A	40	C	160	161,4	10	58	Light Alloy	R	
FTP160R140A	40	C	160	161,4	14	58	Light Alloy	R	
FTP160R180A	40	C	160	161,4	18	58	Light Alloy	R	
FTP200R120A	60	C	200	201,4	12	63	Light Alloy	R	
FTP200R160A	60	C	200	201,4	16	63	Light Alloy	R	
FTP200R240A	60	C	200	201,4	24	63	Light Alloy	R	
FTP250R160A	60	C	250	251,4	16	63	Light Alloy	R	
FTP250R200A	60	C	250	251,4	20	63	Light Alloy	R	
FTP250R300A	60	C	250	251,4	30	63	Light Alloy	R	
FTP315R180A	60	D	315	316,4	18	80	Light Alloy	R	
FTP315R240A	60	D	315	316,4	24	80	Light Alloy	R	
FTP315R380A	60	D	315	316,4	38	80	Light Alloy	R	
FTP400R260A	60	D	400	401,4	26	80	Light Alloy	R	
FTP400R500A	60	D	400	401,4	50	80	Light Alloy	R	

(*) Minimum diameter guaranteed with standard cartridges. Ref. page 31 depending on cartridge geometry.

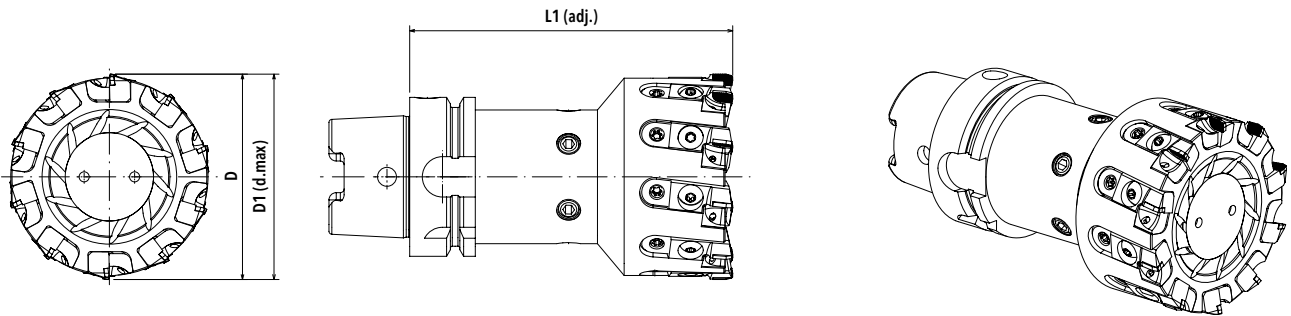
(†) Item number refers to body only, without cartridges.

Metric diameters are non-stock standard - request a quote.

PCD

INTEGRAL TYPE CUTTERS - METRIC

HOLDER HSK A



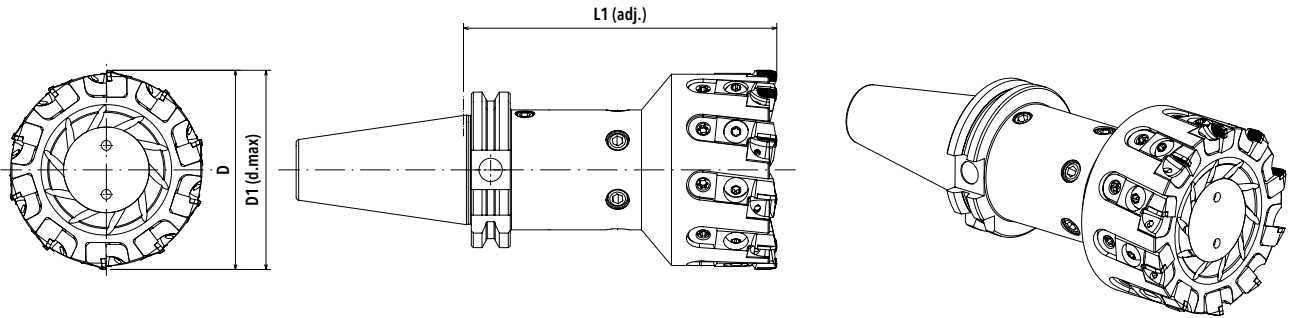
ITEM NUMBER	HSK TAPER DIMENSION	D (*) Ø NOM.	D1	Z	L1	MATERIAL	ROTATION
THA50040125P030	A 50	40	41.4	3	125	Steel	R
THA50050125P050	A 50	50	51.4	5	125	Steel	R
THA50063125P070	A 50	63	51.4	7	125	Steel	R
THA63040125P030	A 63	40	64.4	3	125	Steel	R
THA63050125P050	A 63	50	51.4	5	125	Steel	R
THA63063125P070	A 63	63	64.4	7	125	Steel	R
THA63080125P100	A 63	80	81.4	10	125	Steel	R
THA63100125P120	A 63	100	101.4	12	125	Steel	R
THA10080125P100	A 100	80	81.4	10	125	Steel	R
THA10100125P120	A 100	100	101.4	12	125	Steel	R
THA10125125P160	A 100	125	126.4	16	125	Steel	R

(*) Minimum diameter guaranteed with standard cartridges. Ref. page 31 depending on cartridge geometry.

(!) Item number refers to body only, without cartridges.

Integral cutters are non-stock standard - request a quote.

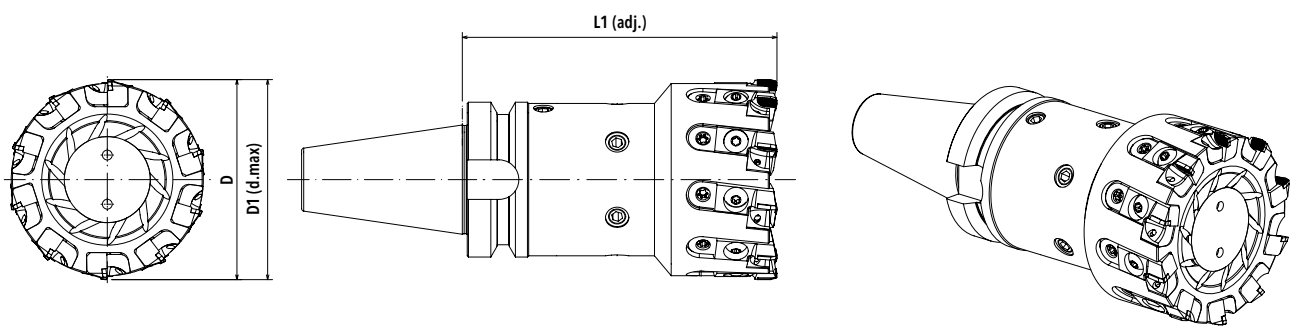
PCD **INTEGRAL TYPE CUTTERS - INCH** **HOLDER CAT A/B**



ITEM NUMBER	CAT TAPER DIMENSION	D(*) Ø NOM. (INCH)	D1 (INCH)	Z	L1 (MM)	MATERIAL	ROTATION
TCC40016125P030	40	1.63	1.68	3	125	Steel	R
TCC40020125P050	40	2.00	2.055	5	125	Steel	R
TCC40025125P070	40	2.50	2.555	7	125	Steel	R
TCC40030125P100	40	3.00	3.055	10	125	Steel	R

(*) Minimum diameter guaranteed with standard cartridges. Ref. page 31 depending on cartridge geometry.
 (†) Item number refers to body only, without cartridges.

PCD **INTEGRAL TYPE CUTTERS - METRIC** **HOLDER BT A/B MAS 403**

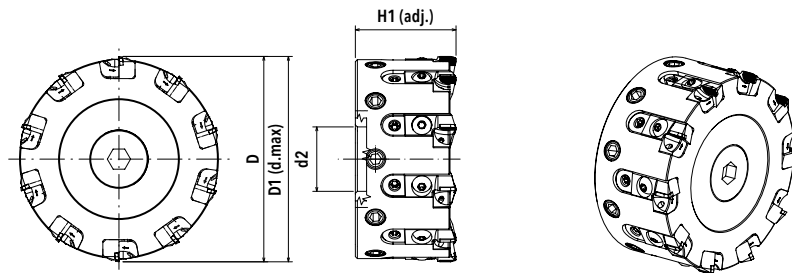


ITEM NUMBER	BT TAPER DIMENSION	D(*) Ø NOM.	D1	Z	L1	MATERIAL	ROTATION
TBC40040125P030	40	40	41.4	3	125	Steel	R
TBC40050125P050	40	50	51.4	5	125	Steel	R
TBC40063125P070	40	63	64.4	7	125	Steel	R
TBC40080125P100	40	80	81.4	10	125	Steel	R

(*) Minimum diameter guaranteed with standard cartridges. Ref. page 31 depending on cartridge geometry.
 (†) Item number refers to body only, without cartridges.
 Integral cutters are non-stock standard - request a quote.

CBN

SHELL CUTTERS - INCH



ITEM NUMBER	d2 (MM)	HOLDER SHAPE	D(*) Ø NOM. (INCH)	D1 (INCH)	Z	H1	MATERIAL	ROTATION
FIC020R040S	22	A	2.00	2.055	4	2.165	Steel	R
FIC020R050S	22	A	2.00	2.055	5	2.165	Steel	R
FIC025R050S	22	B	2.50	2.555	5	2.165	Steel	R
FIC025R060S	22	B	2.50	2.555	6	2.165	Steel	R
FIC030R050S	27	A	3.00	3.055	5	2.283	Steel	R
FIC030R060S	27	A	3.00	3.055	6	2.283	Steel	R
FIC030R080S	27	A	3.00	3.055	8	2.283	Steel	R
FIC040R080S	32	A	4.00	4.055	8	2.283	Steel	R
FIC040R120S	32	A	4.00	4.055	12	2.283	Steel	R
FIC050R100S	40	A	5.00	5.055	10	2.283	Steel	R
FIC050R160S	40	A	5.00	5.055	16	2.283	Steel	R
FIC060R100S	40	C	6.00	6.055	10	2.283	Steel	R
FIC060R180S	40	C	6.00	6.055	18	2.283	Steel	R
FIC080R120S	60	C	8.00	8.055	12	2.48	Steel	R
FIC080R240S	60	C	8.00	8.055	24	2.48	Steel	R
FIC100R160S	60	C	10.00	10.055	16	2.48	Steel	R
FIC100R300S	60	C	10.00	10.055	30	2.48	Steel	R

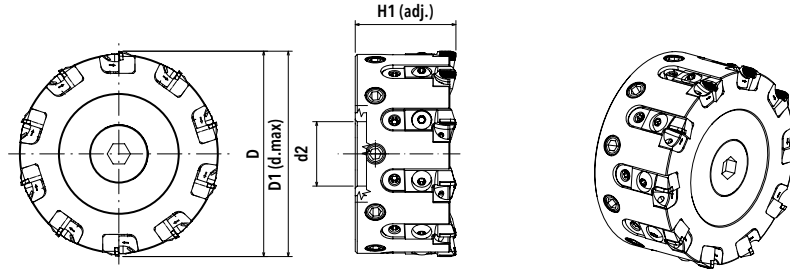
(*) Minimum diameter guaranteed with standard cartridges. Ref. page 31 depending on cartridge geometry.

(†) Item number refers to body only, without cartridges.

CBN cutter bodies are non-stock standard - request a quote.

CBN

SHELL CUTTERS - METRIC

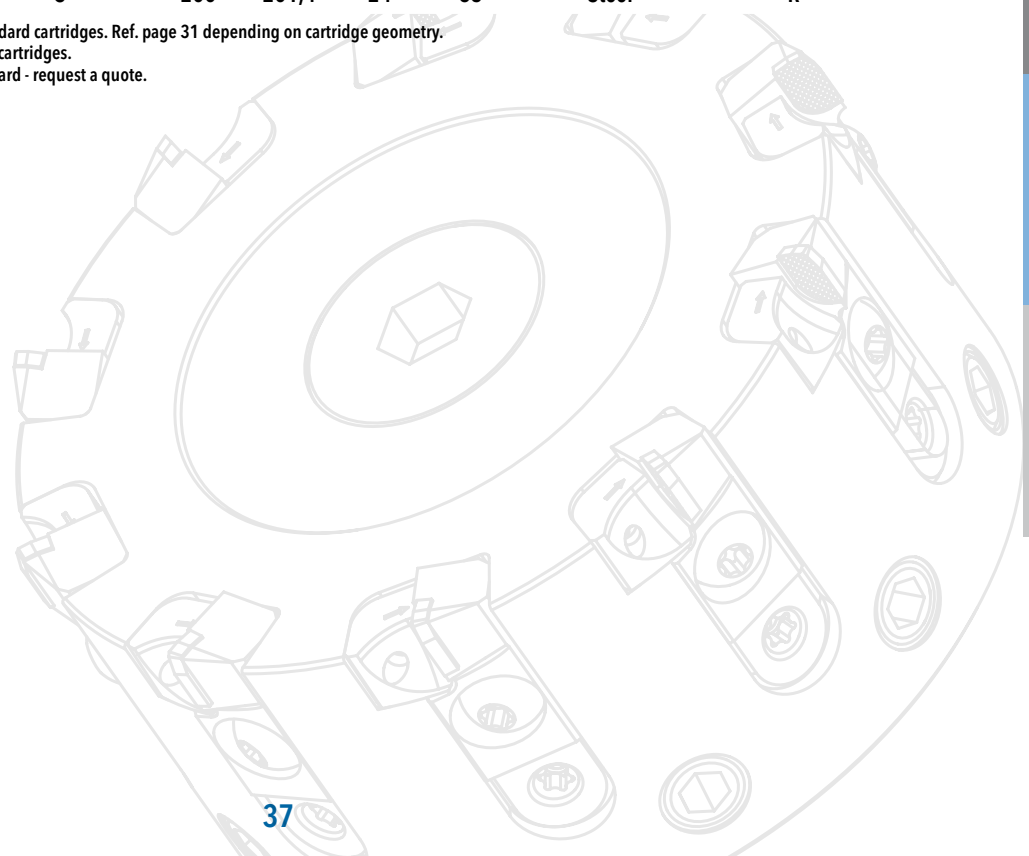


ITEM NUMBER	d2	HOLDER SHAPE	D (*) Ø NOM.	D1	Z	H1	MATERIAL	ROTATION
FTC050R040S	22	A	50	51,4	4	50	Steel	R
FTC063R060S	22	B	63	64,4	6	50	Steel	R
FTC080R080S	27	A	80	81,4	8	50	Steel	R
FTC080R100S	27	A	80	81,4	10	50	Steel	R
FTC100R080S	32	A	100	101,4	8	50	Steel	R
FTC100R120S	32	A	100	101,4	12	50	Steel	R
FTC125R100S	40	A	125	126,4	10	63	Steel	R
FTC125R140S	40	A	125	126,4	14	63	Steel	R
FTC125R160S	40	A	125	126,4	16	63	Steel	R
FTC160R140S	40	C	160	161,4	14	63	Steel	R
FTC160R180S	40	C	160	161,4	18	63	Steel	R
FTC200R160S	60	C	200	201,4	16	63	Steel	R
FTC200R240S	60	C	200	201,4	24	63	Steel	R

(*) Minimum diameter guaranteed with standard cartridges. Ref. page 31 depending on cartridge geometry.

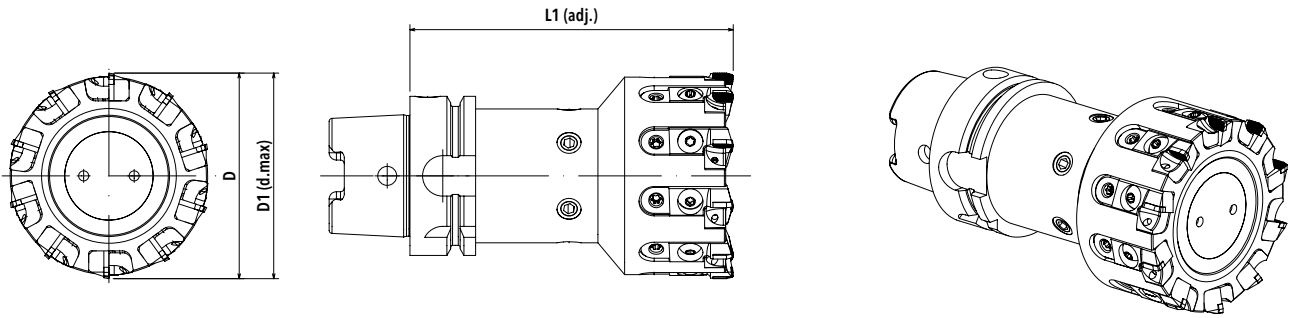
(†) Item number refers to body only, without cartridges.

Metric CBN cutter bodies are non-stock standard - request a quote.



CBN

INTEGRAL TYPE CUTTERS - METRIC

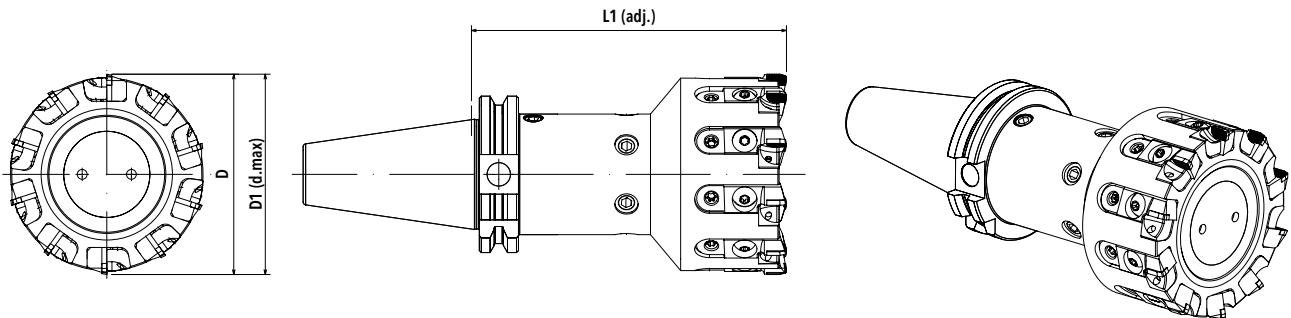
HOLDER HSK A
DIN 69893

ITEM NUMBER	HSK TAPER DIMENSION	D (*) Ø NOM.	D1	Z	L1	MATERIAL	ROTATION
THA63040125C030	A 63	40	41.4	3	125	Steel	R
THA63050125C050	A 63	50	51.4	5	125	Steel	R
THA63063125C070	A 63	63	64.4	7	125	Steel	R
THA63080125C100	A 63	80	81.4	10	125	Steel	R
THA10040125C030	A 100	40	41.4	3	125	Steel	R
THA10050125C050	A 100	50	51.4	5	125	Steel	R
THA10063125C060	A 100	63	64.4	6	125	Steel	R
THA10080125C100	A 100	80	81.4	10	125	Steel	R
THA10100125C120	A 100	100	101.4	12	125	Steel	R
THA10125125C160	A 100	125	126.4	16	125	Steel	R

CBN

INTEGRAL TYPE CUTTERS - INCH

HOLDER CAT A/B



ITEM NUMBER	CAT TAPER DIMENSION	D(*) Ø NOM. (INCH)	D1 (INCH)	Z	L1 (INCH)	MATERIAL	ROTATION
TCC40016125C030	40	1.63	1.68	3	125	Steel	R
TCC40020125C050	40	2.00	2.055	5	125	Steel	R
TCC40025125C070	40	2.50	2.555	7	125	Steel	R
TCC40030125C100	40	3.00	3.055	10	125	Steel	R
TCC50016125C030	50	1.63	1.68	3	125	Steel	R
TCC50020125C050	50	2.00	2.055	5	125	Steel	R
TCC50025125C070	50	2.50	2.555	7	125	Steel	R
TCC50030125C100	50	3.00	3.055	10	125	Steel	R
TCC50040125C120	50	4.00	4.055	12	125	Steel	R
TCC50050125C160	50	5.00	5.055	16	125	Steel	R

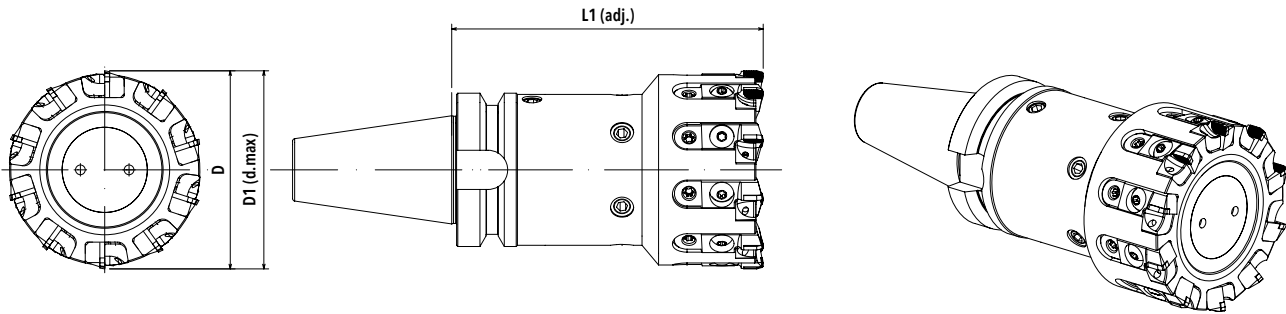
(*) Minimum diameter guaranteed with standard cartridges. Ref. page 31 depending on cartridge geometry.

(!) Item number refers to body only, without cartridges.
Integral cutters are non-stock standard - request a quote.

CBN

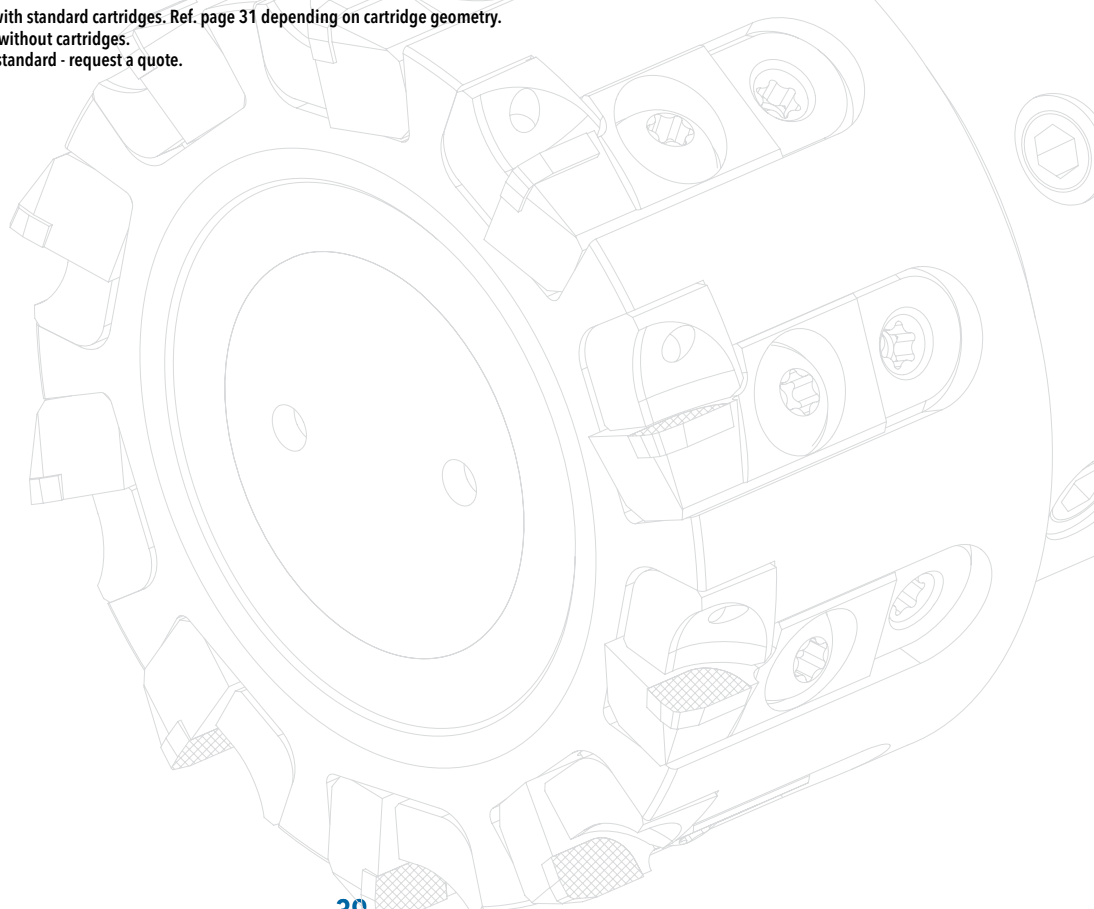
INTEGRAL TYPE CUTTERS - METRIC

**HOLDER BT A/B
 MAS 403**



ITEM NUMBER	BT TAPER DIMENSION	D (*) Ø NOM.	D1	Z	L1	MATERIAL	ROTATION
TBC40040125C030	40	40	41.4	3	125	Steel	R
TBC40050125C050	40	50	51.4	5	125	Steel	R
TBC40063125C070	40	63	64.4	7	125	Steel	R
TBC40080125C100	40	80	81.4	10	125	Steel	R
TBC50040125C030	50	40	41.4	3	125	Steel	R
TBC50050125C050	50	50	51.4	5	125	Steel	R
TBC50063125C060	50	63	64.4	6	125	Steel	R
TBC50080125C100	50	80	81.4	10	125	Steel	R
TBC50100125C120	50	100	101.4	12	125	Steel	R
TBC50125125C160	50	125	126.4	16	125	Steel	R

(*) Minimum diameter guaranteed with standard cartridges. Ref. page 31 depending on cartridge geometry.
 (†) Item number refers to body only, without cartridges.
 Integral cutter bodies are non-stock standard - request a quote.

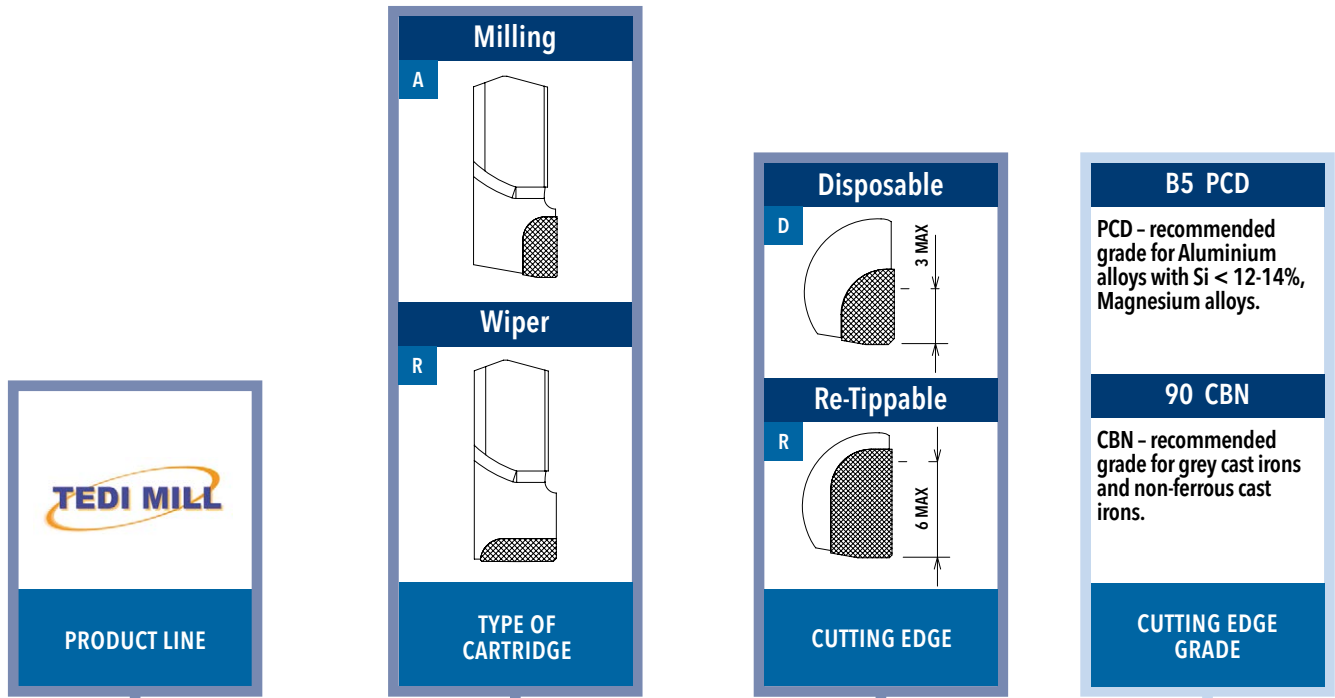


TEDI MILL [®]

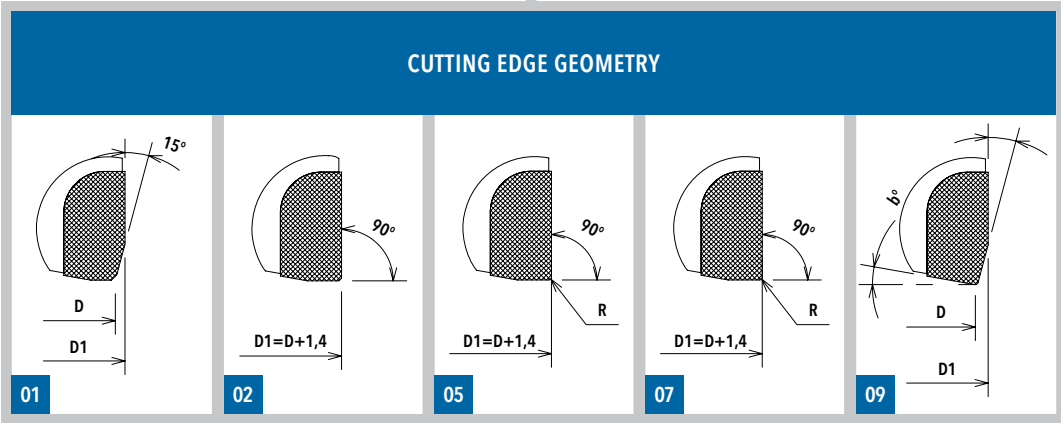
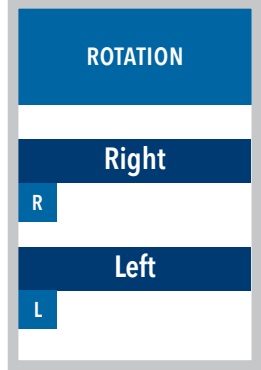
TEDI MILL
Cartridges

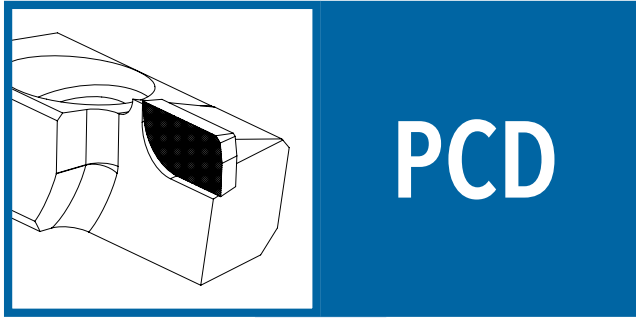


DESIGNATION SYSTEM FOR CARTRIDGES

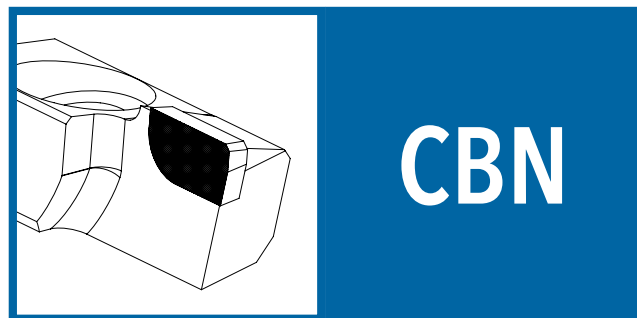


T M C **P** **A** **0 1** **R** **R** **B 5**

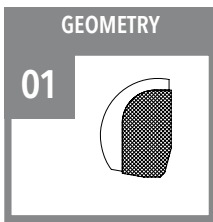




<p>GEOMETRY</p> <p>01</p>	<p>GEOMETRY</p> <p>02</p>	<p>GEOMETRY</p> <p>05</p>	<p>GEOMETRY</p> <p>45</p>	<p>GEOMETRY</p> <p>07</p>	<p>GEOMETRY</p> <p>09</p>
<p>Recommended for finishing not square shoulder surfaces. Suitable for roughing too.</p> <p>Achievable surface: $0.3 \leq Ra \leq 0.8$</p>	<p>Recommended for finishing square shoulder surfaces. Suitable for roughing too.</p> <p>Achievable surface: $0.3 \leq Ra \leq 0.8$</p>	<p>Suitable for roughing or for cutting material with a high impurity content. (Cubing)</p> <p>Achievable surface: $0.4 \leq Ra < 1$</p>	<p>Recommended for finishing square shoulder surfaces.</p> <p>Achievable surface: $0.4 \leq Ra \leq 0.8$</p>	<p>Suitable for finishing or roughing - general purpose.</p> <p>Achievable surface: $0.4 \leq Ra < 1$</p>	<p>Suitable for finishing surfaces requiring gasket retention.</p> <p>Achievable surface: $0.8 \leq Ra \leq 3.2$</p>
<p>01</p>	<p>02</p>		<p>45</p>	<p>07</p>	
<p>01</p> <p>WIPER</p>	<p>02</p> <p>WIPER</p>		<p>92</p> <p>WIPER</p>	<p>02</p> <p>WIPER</p>	
<p>Achievable surface: $0.1 \leq Ra \leq 0.5$</p>	<p>Achievable surface: $0.1 \leq Ra \leq 0.5$</p>		<p>Achievable surface: $0.2 \leq Ra \leq 0.5$</p>	<p>Achievable surface: $0.1 \leq Ra \leq 0.5$</p>	

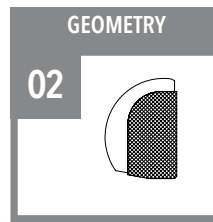


TEDI MILL®



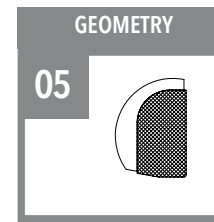
Recommended for finishing not square shoulder surfaces.

Achievable surface:
 $0.4 \leq Ra \leq 0.8$



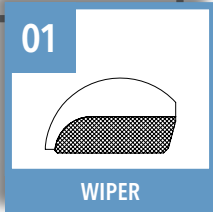
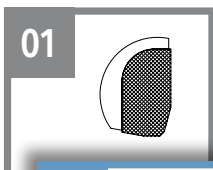
Recommended for finishing square shoulder surfaces.

Achievable surface:
 $0.4 \leq Ra \leq 0.8$

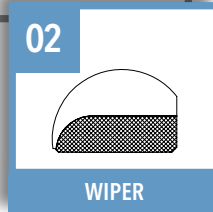
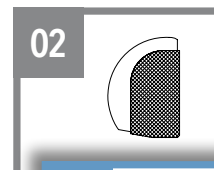


Recommended for roughing square shoulder surfaces.

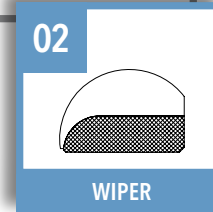
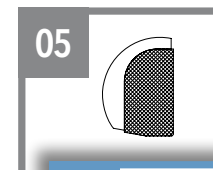
Achievable surface:
 $0.4 \leq Ra \leq 0.8$



Achievable surface:
 $0.2 \leq Ra \leq 0.5$

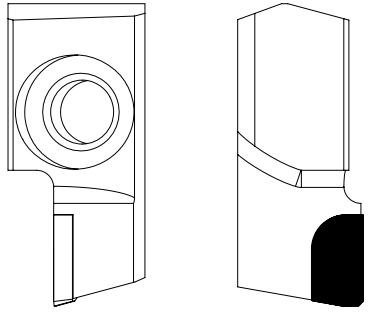


Achievable surface:
 $0.2 \leq Ra \leq 0.5$



Achievable surface:
 $0.2 \leq Ra \leq 0.5$

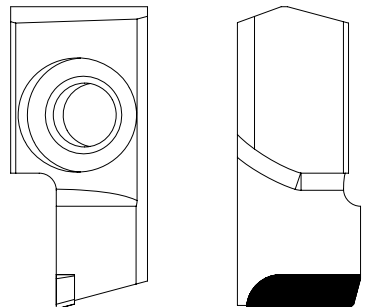
PCD MILLING CARTRIDGES



ITEM NUMBER	PCD GRADE	
	B5	(*)
TMCPA01DRB5	<input type="radio"/>	
TMCPA01RRB5	<input type="radio"/>	
TMCPA02DRB5	<input type="radio"/>	
TMCPA02RRB5	<input type="radio"/>	
TMCPA05DRB5	<input type="radio"/>	
TMCPA05RRB5	<input type="radio"/>	
TMCPA07DRB5	<input type="radio"/>	
TMCPA07RRB5	<input type="radio"/>	
TMCPA09DRB5	<input type="radio"/>	
TMCPA09RRB5	<input type="radio"/>	

(*) Contact Ingersoll/IT.TE.DI. for the right choice of CBN grade in case of different applications.

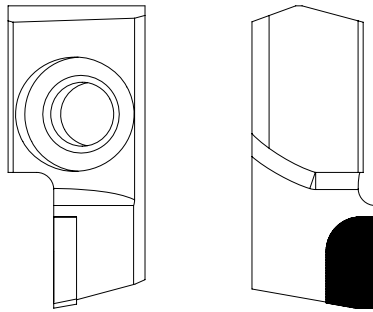
PCD WIPER CARTRIDGES



ITEM NUMBER	PCD GRADE	
	B5	(*)
TMCPRO1RRB5	<input type="radio"/>	
TMCPRO2RRB5	<input type="radio"/>	

(*) Contact Ingersoll/IT.TE.DI. for the right choice of CBN grade in case of different applications.

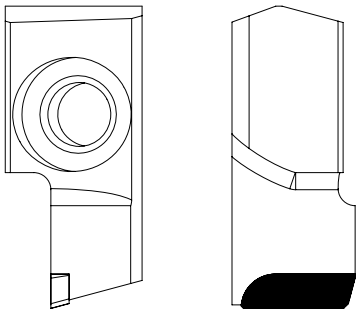
CBN MILLING CARTRIDGES



ITEM NUMBER	CBN GRADE	
	90	(*)
TMCCA01DR90	●	
TMCCA01RR90	●	
TMCCA02DR90	●	
TMCCA02RR90	●	
TMCCA05DR90	●	
TMCCA05RR90	●	

(*) Contact Ingersoll/IT.TE.DI. for the right choice of CBN grade in case of different applications.

CBN WIPER CARTRIDGES



ITEM NUMBER	CBN GRADE	
	90	(*)
TMCCR01RR90	●	
TMCCR02RR90	●	

(*) Contact Ingersoll/IT.TE.DI. for the right choice of CBN grade in case of different applications.

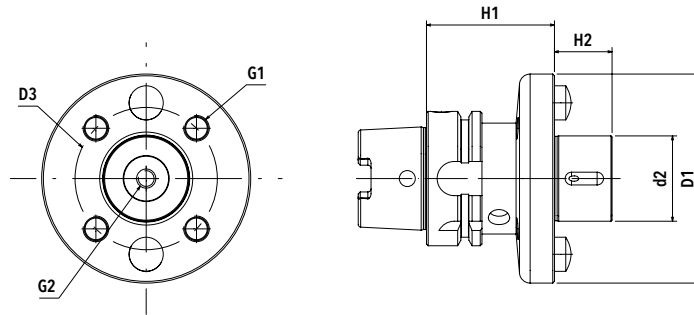
ADAPTORS



The IT.TE.DI adaptors have been engineered to make the cutter extremely rigid. For this reason, they are designed with oversized flange diameters in combination with larger drive keys which allow the perfect tightness with the cutter body. In this way coolant leakage, which can be harmful to the spindle too, are avoided. The coolant pressure stays stable and a perfect cleaning of the cutting area during the machining is guaranteed. IT.TE.DI holders undergo careful and meticulous production processes. That's why they are particularly suitable for machining at high cutting speeds, in wet, dry or MQL operations. The holders are all balanced for high cutting speeds.



CUTTER HOLDERS

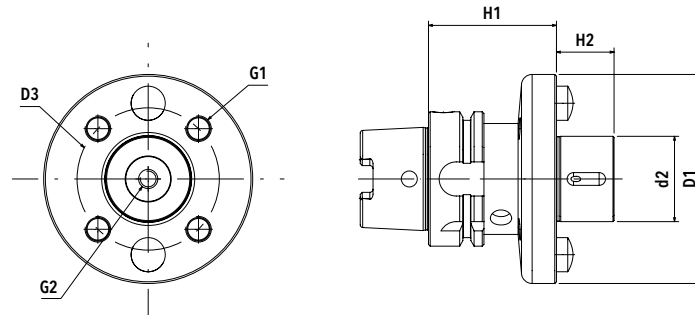
HOLDER HSK A
DIN 69893

ITEM NUMBER	HSK TAPER DIMENSION	HOLDER SHAPE	d2	H1	D1	D3	H2	G1	G2
APHK40AA16050	A 40	A	16	50	41		13		M6
APHK40BA22050	A 40	B	22	50	58		19		M10
APHK40AA22050	A 40	A	22	50	50		19		M10
APHK50AA16050	A 50	A	16	50	41		13		M6
APHK50AA16100	A 50	A	16	100	41		13		M6
APHK50BA22050	A 50	B	22	50	58		19		M10
APHK50AA22050	A 50	A	22	50	50		19		M10
APHK50BA22100	A 50	B	22	100	58		19		M10
APHK50AA22100	A 50	A	22	100	50		19		M10
APHK50AA27060	A 50	A	27	60	68		21		M12
APHK50AA27100	A 50	A	27	100	68		21		M12
APHK63AA16050	A 63	A	16	50	41		13		M6
APHK63AA16100	A 63	A	16	100	41		13		M6
APHK63BA22050	A 63	B	22	50	58		19		M10
APHK63AA22050	A 63	A	22	50	50		19		M10
APHK63BA22100	A 63	B	22	100	58		19		M10
APHK63AA22100	A 63	A	22	100	50		19		M10
APHK63AA27060	A 63	A	27	60	68		21		M12
APHK63AA27100	A 63	A	27	100	68		21		M12
APHK63AA32060	A 63	A	32	60	88		24		M16
APHK63AA32100	A 63	A	32	100	88		24		M16
APHK63AA40060	A 63	A	40	60	98		27		M20
APHK63AA40100	A 63	A	40	100	98		27		M20
APHK63CA40060	A 63	C	40	60	98	66.7	27	M12	
APHK80AA16060	A 80	A	16	60	41		13		M6

NOTE: Both metric and inch size cutters will fit on metric pilot adapters.

CUTTER HOLDERS - METRIC

HOLDER HSK A
 DIN 69893

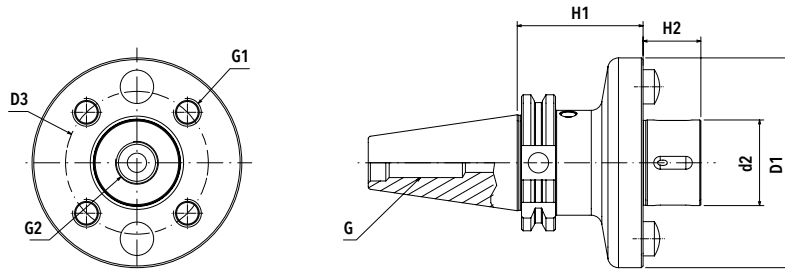


ITEM NUMBER	HSK TAPER DIMENSION	HOLDER SHAPE	d2	H1	D1	D3	H2	G1	G2
APHK80AA16120	A 80	A	16	120	41		13		M6
APHK80BA22060	A 80	B	22	60	58		19		M10
APHK80AA22060	A 80	A	22	60	50		19		M10
APHK80BA22120	A 80	B	22	120	58		19		M10
APHK80AA22120	A 80	A	22	120	50		19		M10
APHK80AA27060	A 80	A	27	60	68		21		M12
APHK80AA27120	A 80	A	27	120	68		21		M12
APHK80AA32060	A 80	A	32	60	88		24		M16
APHK80AA32120	A 80	A	32	120	88		24		M16
APHK80AA40060	A 80	A	40	60	98		27		M20
APHK80AA40120	A 80	A	40	120	98		27		M20
APHK80CA40060	A 80	C	40	60	98	66.7	27	M12	
APHK80CA60060	A 80	C	60	60	140	101.6	40	M16	
APHK10BA22060	A 100	B	22	60	58		19		M10
APHK10AA22060	A 100	A	22	60	50		19		M10
APHK10BA22120	A 100	B	22	120	58		19		M10
APHK10AA22120	A 100	A	22	120	50		19		M10
APHK10AA27060	A 100	A	27	60	68		21		M12
APHK10AA27120	A 100	A	27	120	68		21		M12
APHK10AA32070	A 100	A	32	70	88		24		M16
APHK10AA32120	A 100	A	32	120	88		24		M16
APHK10AA40070	A 100	A	40	70	98		27		M20
APHK10AA40120	A 100	A	40	120	98		27		M20
APHK10CA40070	A 100	C	40	70	98	66.7	27	M12	
APHK10CA60070	A 100	C	60	70	140	101.6	40	M16	

NOTE: Both metric and inch size cutters will fit on metric pilot adapters.

ADAPTORS

CUTTER HOLDERS - METRIC

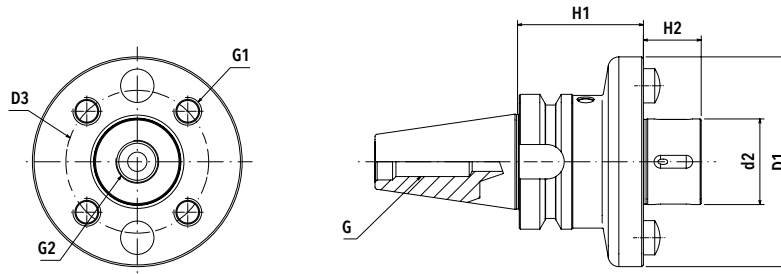
HOLDER CAT A/B


ITEM NUMBER	CAT TAPER DIMENSION	HOLDER SHAPE	d2	H1	D1	D3	H2	G1	G2
API740AC22050	40	A	22	50	50		19		M10
API740AC22100	40	A	22	100	50		19		M10
API740BC22050	40	B	22	50	58		19		M10
API740BC22100	40	B	22	100	58		19		M10
API740AC27060	40	A	27	60	68		21		M12
API740AC27100	40	A	27	100	68		21		M12
API740AC32060	40	A	32	60	88		24		M16
API740AC32100	40	A	32	100	88		24		M16
API740AC40060	40	A	40	60	98		27		M20
API740AC40100	40	A	40	100	98		27		M20
API740CC40060	40	C	40	60	98	66.7	27	M12	
API740CC40100	40	C	40	60	98	66.7	27	M12	
API750AC22060	50	A	22	60	50		19		M10
API750AC22120	50	A	22	120	50		19		M10
API750BC22060	50	B	22	60	58		19		M10
API750BC22120	50	B	22	120	58		19		M10
API750AC27060	50	A	27	60	68		21		M12
API750AC27120	50	A	27	120	68		21		M12
API750AC32070	50	A	32	70	88		24		M16
API750AC32120	50	A	32	120	88		24		M16
API750AC40070	50	A	40	70	98		27		M20
API750AC40120	50	A	40	120	98		27		M20
API750CC40070	50	C	40	70	98	66.7	27	M12	
API750CC40120	50	C	40	120	98	66.7	27	M12	
API750CC60070	50	C	60	70	140	101.6	30	M16	
API750CC60120	50	C	60	120	140	101.6	30	M16	

NOTE: Both metric and inch size cutters will fit on metric pilot adapters.

ADAPTORS - METRIC

HOLDER BT A/B
 MAS 403



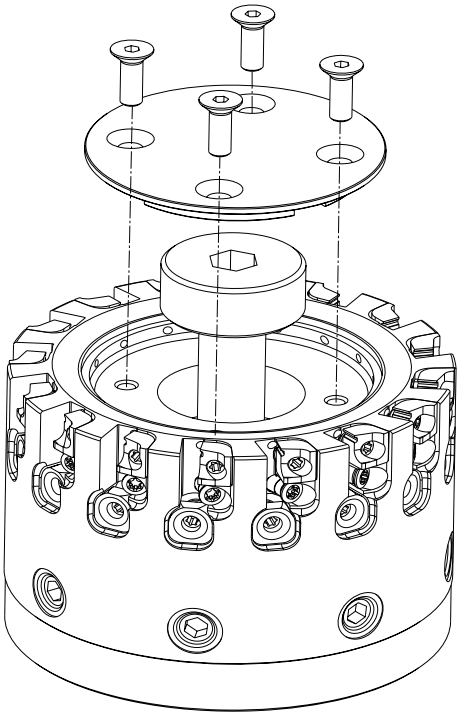
ITEM NUMBER	BT TAPER DIMENSION	HOLDER SHAPE	d2	H1	D1	D3	H2	G1	G2
API430AA16050	30	A	16	50	41	-	13	-	M6
API430BA22050	30	B	22	50	50	-	19	-	M10
API430AA22050	30	A	22	50	50	-	19	-	M10
API430AA27060	30	A	27	60	68	-	21	-	M12
API430AA32060	30	A	32	60	88	-	24	-	M16
API440AC16050	40	A	16	50	41		13		M6
API440AC16100	40	A	16	100	41		13		M6
API440BC22050	40	B	22	50	58		19		M10
API440AC22050	40	A	22	50	50		19		M10
API440BC22100	40	B	22	100	58		19		M10
API440AC22100	40	A	22	100	50		19		M10
API440AC27060	40	A	27	60	68		21		M12
API440AC27100	40	A	27	100	68		21		M12
API440AC32060	40	A	32	60	88		24		M16
API440AC32100	40	A	32	100	88		24		M16
API440AC40060	40	A	40	60	98		27		M20
API440AC40100	40	A	40	100	98		27		M20
API440CC40060	40	C	40	60	98	66.7	27	M12	
API450BC22060	50	B	22	60	58		19		M10
API450AC22060	50	A	22	60	50		19		M10
API450BC22120	50	B	22	120	58		19		M10
API450AC22120	50	A	22	120	50		19		M10
API450AC27060	50	A	27	60	68		21		M12
API450AC27120	50	A	27	120	68		21		M12
API450AC32070	50	A	32	70	88		24		M16
API450AC32120	50	A	32	120	88		24		M16
API450AC40070	50	A	40	70	98		27		M20
API450AC40120	50	A	40	120	98		27		M20
API450CC40070	50	C	40	70	98	66.7	27	M12	
API450CC60070	50	C	60	70	140	101.6	40	M16	

NOTE: Both metric and inch size cutters will fit on metric pilot adapters.

TECHNICAL



PCD **TEDISFEED - ASSEMBLY PROCEDURE** FOR SHELL TYPE



For insert mounting procedures refer to the next page

1. Connect the mill holder to the mill body, making sure the holder drivers fit into the cutter's slots.
2. Drive in the screw that comes with the mill. Make sure to use the correct torque value (see table below).
3. Put the cover on its seat and fasten the cover screws.

CUTTER DIAMETER	THREAD	TORQUE
ø40	M6	23Nm
ø50÷ø250	M10÷M20	60Nm

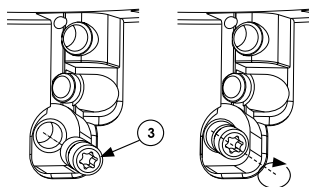
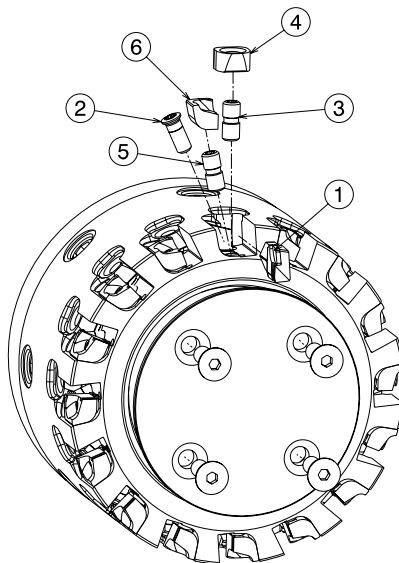
To properly use the coolant system on the shell type cutters ø50 and ø63 on TedisFeed's holder, it's necessary to assemble on the cutter the dedicated kit composed of:

- n°2 pcs. of the item 2717081 (des. RSFTC1012) - included in the box
- n°2 pcs. of the item 4300414 (des. VC01034211015) - included in the box

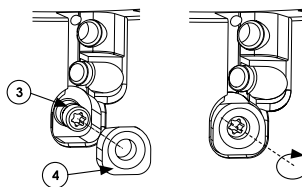
PCD

TEDISFEED - ASSEMBLY PROCEDURE

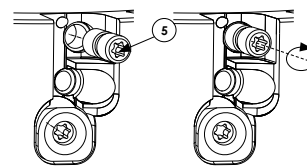
FOR INSERTS



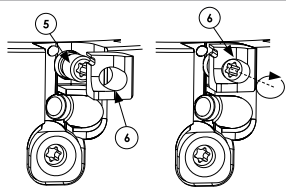
STEP 1 Insert the no. 3 grub screw into its corresponding seat and partially screw it down (1, 2 threads).



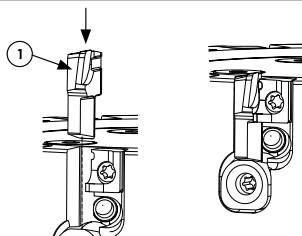
STEP 2 Connect the no. 4 wedge with its corresponding grub screw (no. 3) and screw it until the maximum gap over the cutter body is approximately 1mm.



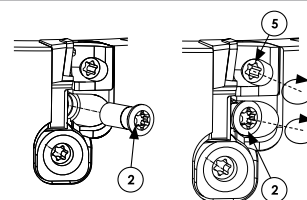
STEP 3 Insert the no. 5 grub screw into its corresponding seat and partially screw it down (1, 2 threads).



STEP 4 Connect the no. 6 wedge with its corresponding grub screw (no. 5) and screw it until the maximum gap over the cutter body is approximately 1mm.



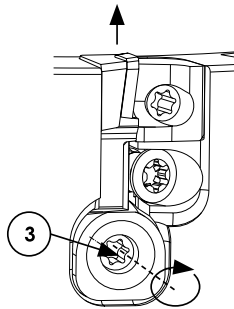
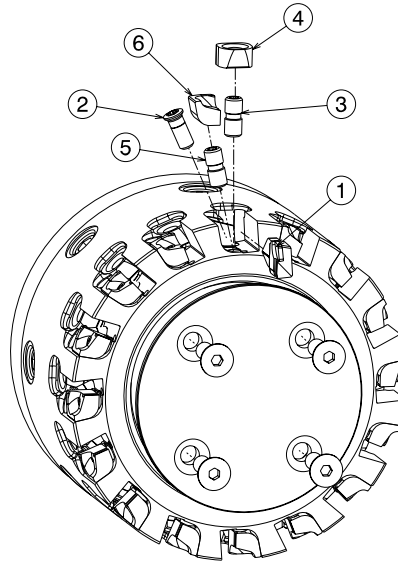
STEP 5 Put the insert no. 1 into its corresponding seat, pushing in the direction of the arrow above the cutter body (see diagram above).
Note: you must enter from the upper portion of the cutter due to the shape of the insert.



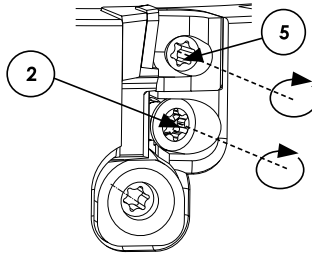
STEP 6 Put the screw no. 2 into its seat and slightly clamp down screw no. 2 and grub screw no. 5.

REPEAT steps 1 through 6 for each cutting edge.

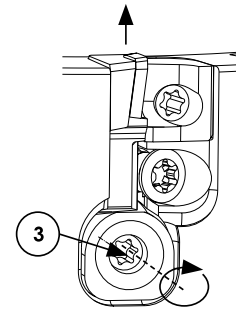
IT.TE.DI. recommends to replace the screw (n°2) every two changes of the insert.



STEP 1 Act on grub screw no. 3, and bring the insert at $0.04 \div 0.05$ from the required axial measurements.



STEP 2 Tighten the clamping screw no. 2 at 1Nm and the grub screw no. 5 at 1.5Nm.



STEP 3 Using the grub screw no. 3, bring the insert to the required axial measurement.

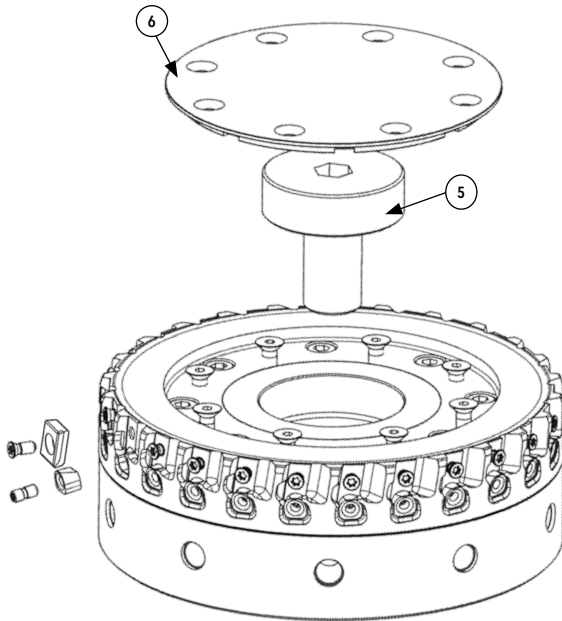
REPEAT the procedure for each insert.

IT.TE.DI. recommends to replace the screw (n°2) every two changes of the insert.

PCD/CBN

TEDI FEED - ASSEMBLY PROCEDURE

FOR SHELL TYPE



For insert mounting procedures refer to the next page

1. Assemble the mill holder with the cutter referring to the drivers;
2. Tighten the clamping screw (5) that you find with the cutter using the right torque (see the label)
3. Put the cover (6) on its seat
4. Tighten the cover's screws

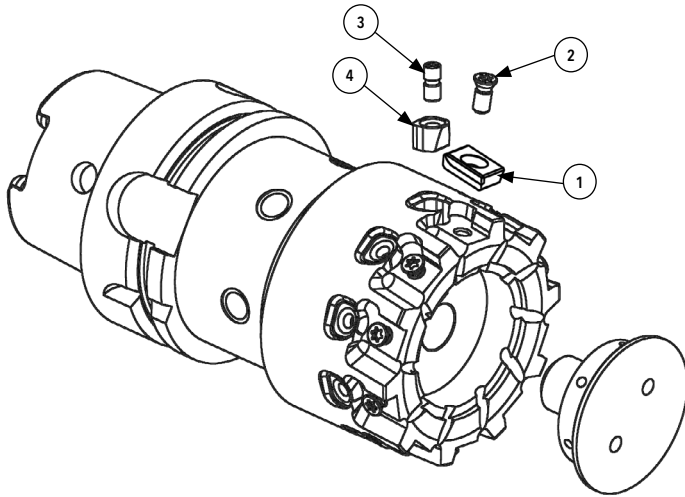
CUTTER DIAMETER	THREAD	TORQUE
ø40	M6	23Nm
ø50÷ø250	M10÷M20	60Nm



To properly use the coolant system on the shell type cutters ø50 and ø63 on TEDIMILL's holder, it's necessary to assemble on the cutter the dedicated kit composed of:

- n°2 pcs. of the item 2717081 (des. RSFTC1012) - included in the box
- n°2 pcs. of the item 4300414 (des. VC01034211015) - included in the box

PCD/CBN **TEDI FEED - ASSEMBLY PROCEDURE** FOR INSERTS



PICTURE A Insert the no. 3 diff screw into its own seat and screw it down partially (1-2 threads).

PICTURE B Connect the no. 4 wedge with its own diff screw (no. 3) and screw it until the maximum gap over the cutter body is approximately 1 mm.

PICTURE C Put the insert no. 1 into its own seat pushing as per the arrow in the cutter body. Clamp slightly the clamping screw no. 2.

PICTURE D Act on diff screw no. 3 and if needed on clamping screw no. 2 (unscrew little bit) for adjusting axially the height of the insert (no. 1).

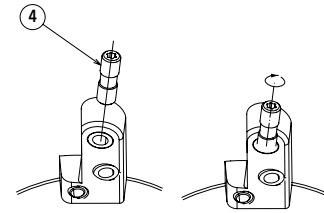
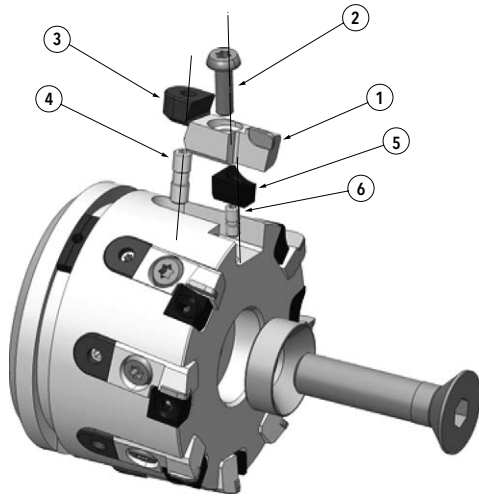
PICTURE E When you reach the axial measure you need, tighten the clamping screw at 4.5Nm (no.2). Repeat the procedure for each insert.

IT.TE.DI. recommends to replace the screw (n°2) every two changes of the insert.

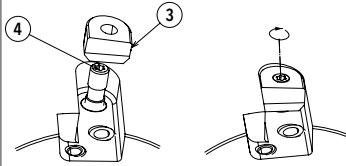
PCD/CBN

TEDI MILL - ASSEMBLY PROCEDURE

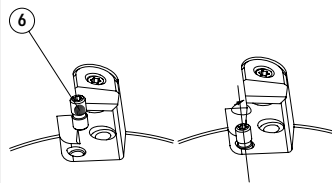
FOR INSERTS



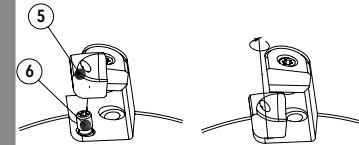
PICTURE A Insert the no. 4 axial adjustment screw into its own seat and screw it down partially (1-2 threads).



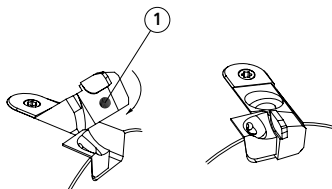
PICTURE B Connect the no. 3 axial adjustment wedge with its own adjustment screw (no. 4) and screw it in until the maximum gap over the cutter body is approximately 1 mm.



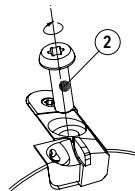
PICTURE C Insert the no. 6 clamp wedge screw into its own seat and screw it down partially (1-2 threads).



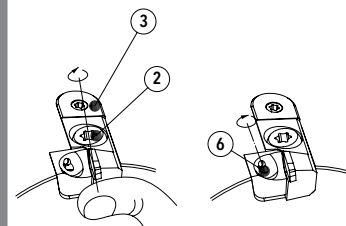
PICTURE D Connect the no. 5 clamp wedge to its own screw (no. 6) and screw it partially.



PICTURE E Insert the cartridge into its own seat.



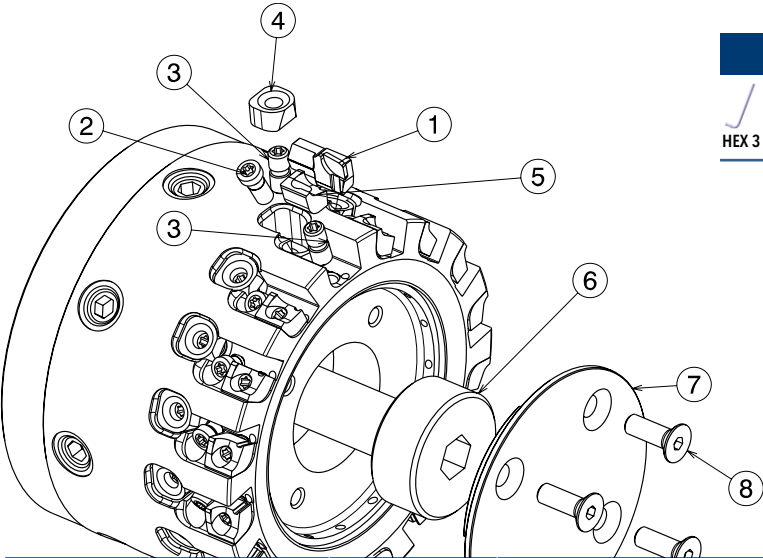
PICTURE F Insert the no. 2 cartridge clamping screw and screw it down partially.



PICTURE G Use your finger to push the cartridge towards the no. 3 wedge and tighten the no. 2 clamping screw. Then you can tighten the no. 6 clamp wedge screw.

IT.TE.DI. recommends to replace the screw (n°2) every two changes of the insert.

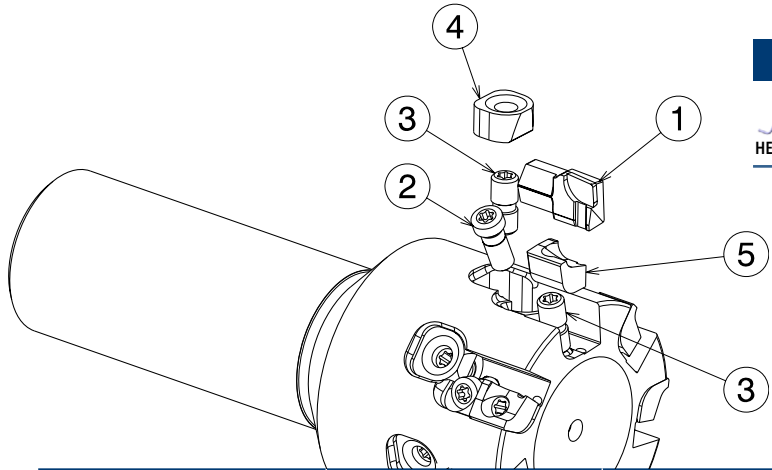
PCD **TEDISPEED - SPARE PARTS** FOR SHELL TYPE MM



TYPE	ITEM NUMBER
HEX 3 HEX 2.5 T8 Grease	2750072 Std kit supplied with the cutter

CUTTER DIAMETER	2	3	4	5	6	7	8
50 - Z=10	VX00TEDI35009	RSRGR5M40	RSFTC1009	RSFTA1200	RSFTX-050	-	-
63 - Z=13	VX00TEDI35009	RSRGR5M40	RSFTC1009	RSFTA1200	VC004762110035F	RSFTS4063M	GC004026181010
80 - Z=16	VX00TEDI35009	RSRGR5M40	RSFTC1009	RSFTA1200	VC004762112040	RSFTS4080	GC004026181010
100 - Z=22	VX00TEDI35009	RSRGR5M40	RSFTC1009	RSFTA1200	VC00TANG16040	RSFTS4100	GC004026181010
125 - Z=28	VX00TEDI35009	RSRGR5M40	RSFTC1009	RSFTA1200	VC00TEDI20040F	RSFTS4125	GC004026181010

PCD **TEDISPEED - SPARE PARTS** FOR CYLINDRICAL CUTTERS MM

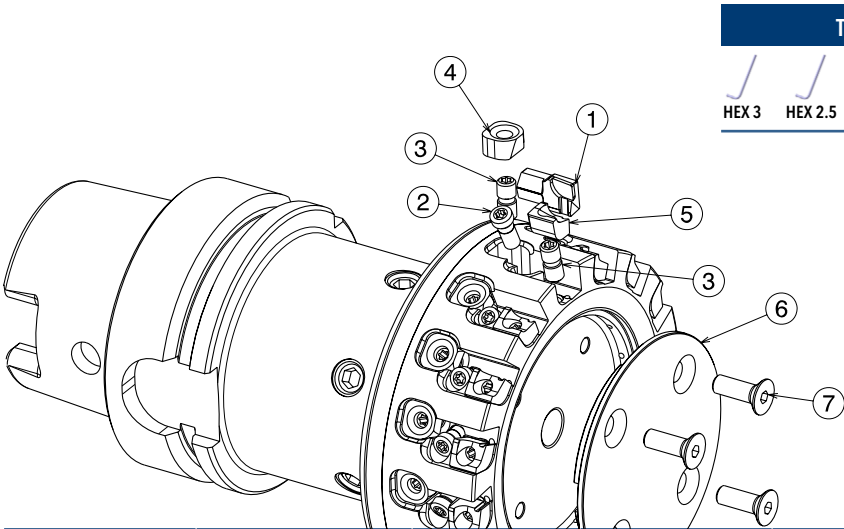


TYPE	ITEM NUMBER
HEX 3 HEX 2.5 T8 Grease	2750072 Std kit supplied with the cutter

CUTTER DIAMETER	2	3	4	5
40	VX00TEDI35009	RSRGR5M40	RSFTC1009	RSFTA1200

TECHNICAL

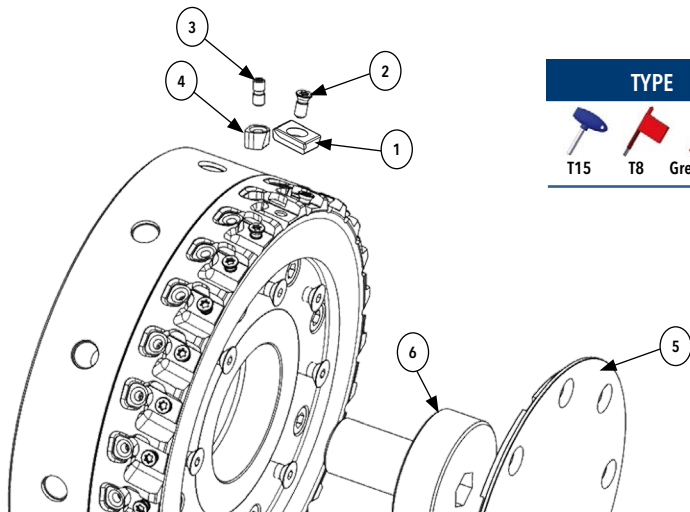
PCD **TEDISPEED - SPARE PARTS** FOR MONOBLOCK TYPE MM



TYPE		ITEM NUMBER	
	HEX 3	2750072	Std kit supplied with the cutter
	HEX 2.5		
	T8		
	Grease		

MILL DIAMETER	2	3	4	5	6	7
63 - Z=13	VX00TEDI35009	RSRGR5M40	RSFTC1009	RSFTA1200	RSFTS4063M	C
80 - Z=16	VX00TEDI35009	RSRGR5M40	RSFTC1009	RSFTA1200	RSFTS4080	GC004026I81010
100 - Z=22	VX00TEDI35009	RSRGR5M40	RSFTC1009	RSFTA1200	RSFTS4100	GC004026I81010

PCD/CBN TEDI FEED - SPARE PARTS - METRIC FOR SHELL CUTTERS

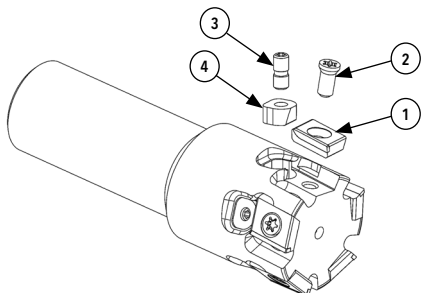


TYPE	ITEM NUMBER	
T15 T8 Grease	2706376	Std keys kit supplied with the cutter

*S=SCRAPER
W=WIPER

PRODUCT CODE	2	3	4*	5	6
TRGSM16D040-06-00	VX040024A	RSRGR5M40	S=RSFTC1009	-	VC004762106035
TRGSM22D050-08-00	VX040024A	RSRGR5M40	S=RSFTC1008	-	RSFTS4050M
TRGSM22D063-10-00	VX040024A	RSRGR5M40	S=RSFTC1008	RSFTS4063M	VC004762110035F
TRGSM27D080-12-00	VX040024A	RSRGR5M40	S=RSFTC1008	RSFTS4080	VC00TEDI12040F
TRGSM32D100-16-00	VX040024A	RSRGR5M40	S=RSFTC1008	RSFTS4100	VC00TANG16040F
TRGSM40D125-20-00	VX040024A	RSRGR5M40	S=RSFTC1008	RSFTS4125	VC00TEDI20040F
TRGSM40D125-18-02	VX040024A	RSRGR5M40	S=RSFTC1008 / W=RSFTC1010	RSFTS4125W	VC00TEDI20040F
TRGSM40D160-26-00	VX040024A	RSRGR5M40	S=RSFTC1008	RSFTS4160	4xVC004762112050
TRGSM40D160-24-02	VX040024A	RSRGR5M40	S=RSFTC1008 / W=RSFTC1010	RSFTS4160W	4xVC004762112050
TRGSM60D200-30-00	VX040024A	RSRGR5M40	S=RSFTC1008	RSFTS4200	4xVC004762116060
TRGSM60D200-28-02	VX040024A	RSRGR5M40	S=RSFTC1008 / W=RSFTC1010	RSFTS4200W	4xVC004762116060
TRGSM60D250-34-00	VX040024A	RSRGR5M40	S=RSFTC1008	RSFTS4250	4xVC004762116060
TRGSM60D250-32-02	VX040024A	RSRGR5M40	S=RSFTC1008 / W=RSFTC1010	RSFTS4250W	4xVC004762116060

PCD/CBN TEDI FEED - SPARE PARTS - METRIC FOR CYLINDRICAL CUTTERS

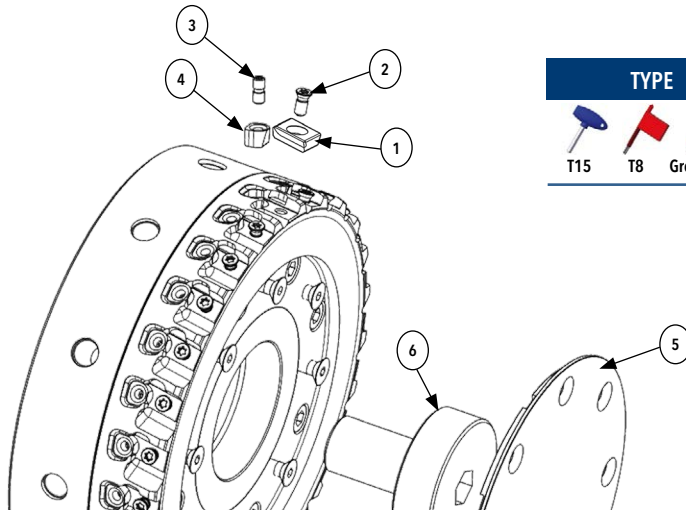


TYPE	ITEM NUMBER	
T15 T8 Grease	2706376	Std keys kit supplied with the cutter

PRODUCT CODE	2	3	4
TRGSC25D025N03-00	VX040024A	-	-
TRGSC25D025-03-00	VX040024A	VX040028A	RSFTC1011
TRGSC25D032-05-00	VX040024A	RSRGR5M40	RSFTC1009

TEDI MILL - SPARE PARTS - INCH

FOR SHELL CUTTERS



TYPE	ITEM NUMBER	
T15 T8 Grease	2706376	Std keys kit supplied with the cutter

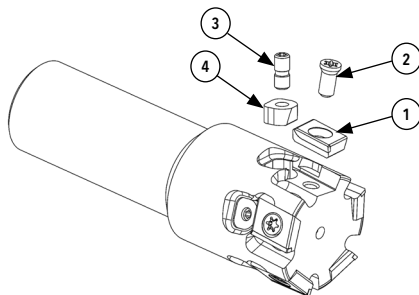
*S=MILLING
W=WIPER

PRODUCT CODE	2	3	4*	5	6
TRGSM16I015-06-00	VX040024A	RSRGR5M40	S=RSFTC1009	-	VC004762I06035
TRGSM22I020-08-00	VX040024A	RSRGR5M40	S=RSFTC1008	-	RSFTS4050M
TRGSM22I025-10-00	VX040024A	RSRGR5M40	S=RSFTC1008	RSFTS4063M	VC004762I10035F
TRGSM27I030-12-00	VX040024A	RSRGR5M40	S=RSFTC1008	RSFTS4080	VC00TEDI12040F
TRGSM32I040-16-00	VX040024A	RSRGR5M40	S=RSFTC1008	RSFTS4100	VC00TANG16040F
TRGSM40I050-20-00	VX040024A	RSRGR5M40	S=RSFTC1008	RSFTS4125	VC00TEDI20040F
TRGSM40I050-18-02	VX040024A	RSRGR5M40	S=RSFTC1008 / W=RSFTC1010	RSFTS4125W	VC00TEDI20040F
TRGSM40I060-24-00	VX040024A	RSRGR5M40	S=RSFTC1008	RSFTS4160	4xVC004762I12050
TRGSM40I060-22-02	VX040024A	RSRGR5M40	S=RSFTC1008 / W=RSFTC1010	RSFTS4160W	4xVC004762I12050
TRGSM60I080-30-00	VX040024A	RSRGR5M40	S=RSFTC1008	RSFTS4200	4xVC004762I16060
TRGSM60I080-28-02	VX040024A	RSRGR5M40	S=RSFTC1008 / W=RSFTC1010	RSFTS4200W	4xVC004762I16060
TRGSM60I100-34-00	VX040024A	RSRGR5M40	S=RSFTC1008	RSFTS4250	4xVC004762I16060
TRGSM60I100-32-02	VX040024A	RSRGR5M40	S=RSFTC1008 / W=RSFTC1010	RSFTS4250W	4xVC004762I16060

PCD/CBN

TEDI MILL - SPARE PARTS - INCH

FOR CYLINDRICAL CUTTERS

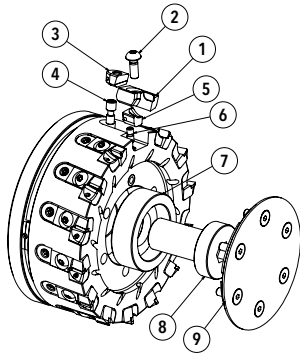






TYPE	ITEM NUMBER	
T15 T8 Grease	2706376	Std keys kit supplied with the cutter

PRODUCT CODE	2	3	4
TRGSC01I010N03-00	VX040024A	-	-
TRGSC01I010-03-00	VX040024A	VX040028A	RSFTC1011
TRGSC01I012-05-00	VX040024A	RSRGR5M40	RSFTC1009

TEDI MILL - SPARE PARTS

FOR SHELL CUTTERS



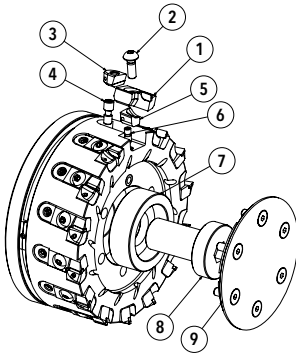
TYPE	ITEM NUMBER	
  	4360818	Std keys kit supplied with the cutter
	4361287	Torque key upon request





ITEM NUMBER	2	3	4	5	6	7	8	9
FTP040R030S	VX050006A	RSFTC3000	RSRGR6M50	RSFTA1000	RSRGR5M40		VC004762106035	
FTP050R040A	VX050006A	RSFTC3000	RSRGR6M50	RSFTA1000	RSRGR5M40		VC00TEDI10040	
FTP050R050S	VX050006A	RSFTC3000	RSRGR6M50	RSFTA1000	RSRGR5M40		VC00TEDI10040	
FTP063R030A	VX050006A	RSFTC3000	RSRGR6M50	RSFTA1000	RSRGR5M40		VC004762110040	
FTP063R050A	VX050006A	RSFTC3000	RSRGR6M50	RSFTA1000	RSRGR5M40		VC004762110040	
FTP063R060A	VX050006A	RSFTC3000	RSRGR6M50	RSFTA1000	RSRGR5M40		VC004762110040	
FTP080R050A	VX050006A	RSFTC3000	RSRGR6M50	RSFTA1000	RSRGR5M40	RSBF4080	VC00TEDI12040	
FTP080R060A	VX050006A	RSFTC3000	RSRGR6M50	RSFTA1000	RSRGR5M40	RSBF4080	VC00TEDI12040	
FTP080R080A	VX050006A	RSFTC3000	RSRGR6M50	RSFTA1000	RSRGR5M40	RSBF4080	VC00TEDI12040	
FTP080R100T	VX050006A	RSFTC3000	RSRGR6M50	RSFTA1000	RSRGR5M40	RSBF4080	VC00TEDI12040F	RSFPT3080
FTP100R060A	VX050006A	RSFTC3000	RSRGR6M50	RSFTA1000	RSRGR5M40	RSBF4100	VC00TEDI16040	
FTP100R080A	VX050006A	RSFTC3000	RSRGR6M50	RSFTA1000	RSRGR5M40	RSBF4100	VC00TEDI16040	
FTP100R100A	VX050006A	RSFTC3000	RSRGR6M50	RSFTA1000	RSRGR5M40	RSBF4100	VC00TEDI16040	
FTP100R120T	VX050006A	RSFTC3000	RSRGR6M50	RSFTA1000	RSRGR5M40	RSBF4100	VC00TEDI16040F	RSFPT1100
FTP125R080A	VX050006A	RSFTC3000	RSRGR6M50	RSFTA1000	RSRGR5M40	RSBF4125	VC00TEDI20040F	RSFPT1125
FTP125R100A	VX050006A	RSFTC3000	RSRGR6M50	RSFTA1000	RSRGR5M40	RSBF4125	VC00TEDI20040F	RSFPT1125
FTP125R120A	VX050006A	RSFTC3000	RSRGR6M50	RSFTA1000	RSRGR5M40	RSBF4125	VC00TEDI20040F	RSFPT1125
FTP125R140A	VX050006A	RSFTC3000	RSRGR6M50	RSFTA1000	RSRGR5M40	RSBF4125	VC00TEDI20040F	RSFPT1125
FTP125R160T	VX050006A	RSFTC3000	RSRGR6M50	RSFTA1000	RSRGR5M40	RSBF4125	VC00TEDI20040F	RSFPT1125
FTP160R100A	VX050006A	RSFTC3000	RSRGR6M50	RSFTA1000	RSRGR5M40		VC004762112050	RSFPT1160
FTP160R140A	VX050006A	RSFTC3000	RSRGR6M50	RSFTA1000	RSRGR5M40		VC004762112050	RSFPT1160
FTP160R180A	VX050006A	RSFTC3000	RSRGR6M50	RSFTA1000	RSRGR5M40		VC004762112050	RSFPT1160
FTP200R120A	VX050006A	RSFTC3000	RSRGR6M50	RSFTA1000	RSRGR5M40		VC004762116050	RSFPT1200
FTP200R160A	VX050006A	RSFTC3000	RSRGR6M50	RSFTA1000	RSRGR5M40		VC004762116050	RSFPT1200
FTP200R240A	VX050006A	RSFTC3000	RSRGR6M50	RSFTA1000	RSRGR5M40		VC004762116050	RSFPT1200

TECHNICAL

TEDI MILL - SPARE PARTS

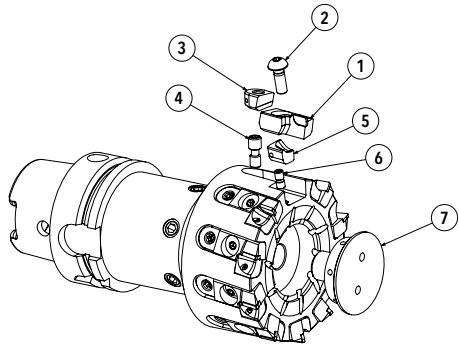
FOR SHELL CUTTERS



TYPE	ITEM NUMBER	
   T20 T8 Grease	4360818	Std keys kit supplied with the cutter
 T20	4361287	Torque key upon request

ITEM NUMBER	2	3	4	5	6	7	8	9
FTP250R160A	VX050006A	RSFTC3000	RSRGR6M50	RSFTA1000	RSRGR5M40		VC004762116050	RSFPT1200
FTP250R200A	VX050006A	RSFTC3000	RSRGR6M50	RSFTA1000	RSRGR5M40		VC004762116050	RSFPT1200
FTP250R300A	VX050006A	RSFTC3000	RSRGR6M50	RSFTA1000	RSRGR5M40		VC004762116050	RSFPT1200
FTP315R180A	VX050006A	RSFTC3000	RSRGR6M50	RSFTA1000	RSRGR5M40		VC004762120050	RSFPT1315
FTP315R240A	VX050006A	RSFTC3000	RSRGR6M50	RSFTA1000	RSRGR5M40		VC004762120050	RSFPT1315
FTP315R380A	VX050006A	RSFTC3000	RSRGR6M50	RSFTA1000	RSRGR5M40		VC004762120050	RSFPT1315
FTP400R260A	VX050006A	RSFTC3000	RSRGR6M50	RSFTA1000	RSRGR5M40		VC004762120050	RSFPT1315
FTP400R500A	VX050006A	RSFTC3000	RSRGR6M50	RSFTA1000	RSRGR5M40		VC004762120050	RSFPT1315
FIP020R040A	VX050006A	RSFTC3000	RSRGR6M50	RSFTA1000	RSRGR5M40		VC00TEDI10040	
FIP020R050S	VX050006A	RSFTC3000	RSRGR6M50	RSFTA1000	RSRGR5M40		VC00TEDI10040	
FIP025R050A	VX050006A	RSFTC3000	RSRGR6M50	RSFTA1000	RSRGR5M40		VC004762110040	
FIP025R060A	VX050006A	RSFTC3000	RSRGR6M50	RSFTA1000	RSRGR5M40		VC004762110040	
FIP030R050A	VX050006A	RSFTC3000	RSRGR6M50	RSFTA1000	RSRGR5M40	RSBF4080	VC00TEDI12040	
FIP030R060A	VX050006A	RSFTC3000	RSRGR6M50	RSFTA1000	RSRGR5M40	RSBF4080	VC00TEDI12040	
FIP030R080A	VX050006A	RSFTC3000	RSRGR6M50	RSFTA1000	RSRGR5M40	RSBF4080	VC00TEDI12040	
FIP040R080A	VX050006A	RSFTC3000	RSRGR6M50	RSFTA1000	RSRGR5M40	RSBF4100	VC00TEDI16040	
FIP040R120T	VX050006A	RSFTC3000	RSRGR6M50	RSFTA1000	RSRGR5M40	RSBF4100	VC00TEDI16040	RSFPT1100
FIP050R100A	VX050006A	RSFTC3000	RSRGR6M50	RSFTA1000	RSRGR5M40	RSBF4125	VC00TEDI20040F	RSFPT1125
FIP050R160T	VX050006A	RSFTC3000	RSRGR6M50	RSFTA1000	RSRGR5M40	RSBF4125	VC00TEDI20040F	RSFPT1125
FIP060R100A	VX050006A	RSFTC3000	RSRGR6M50	RSFTA1000	RSRGR5M40		VC00476212050	RSFPT1160
FIP060R180A	VX050006A	RSFTC3000	RSRGR6M50	RSFTA1000	RSRGR5M40		VC00476212050	RSFPT1160
FIP080R120A	VX050006A	RSFTC3000	RSRGR6M50	RSFTA1000	RSRGR5M40		VC004762116050	RSFPT1200
FIP080R240A	VX050006A	RSFTC3000	RSRGR6M50	RSFTA1000	RSRGR5M40		VC004762116050	RSFPT1200
FIP100R160A	VX050006A	RSFTC3000	RSRGR6M50	RSFTA1000	RSRGR5M40		VC004762116050	RSFPT1200
FIP100R300A	VX050006A	RSFTC3000	RSRGR6M50	RSFTA1000	RSRGR5M40		VC004762116050	RSFPT1200

PCD **TEDI MILL - SPARE PARTS** FOR INTEGRAL TYPE CUTTERS



TYPE	ITEM NUMBER	
T20 T8 Grease	4360818	Std keys kit supplied with the cutter
T20	4361287	Torque key upon request

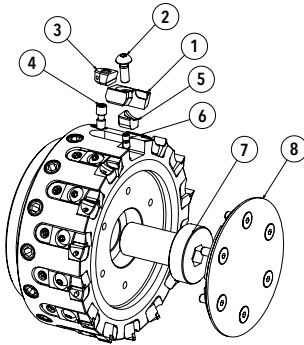
ITEM NUMBER	TAPER DIMENSION	2	3	4	5	6	7
THA50040125P030	HSK-A 50	VX050006A	RSFTC3000	RSRGR6M50	RSFTA1000	RSRGR5M40	
THA50050125P050	HSK-A 50	VX050006A	RSFTC3000	RSRGR6M50	RSFTA1000	RSRGR5M40	RSFPT1050
THA50063125P070	HSK-A 50	VX050006A	RSFTC3000	RSRGR6M50	RSFTA1000	RSRGR5M40	RSFPT1063
THA63040125P030	HSK-A63	VX050006A	RSFTC3000	RSRGR6M50	RSFTA1000	RSRGR5M40	
THA63050125P050	HSK-A63	VX050006A	RSFTC3000	RSRGR6M50	RSFTA1000	RSRGR5M40	RSFPT1050
THA63063125P070	HSK-A63	VX050006A	RSFTC3000	RSRGR6M50	RSFTA1000	RSRGR5M40	RSFPT1063
THA63080125P100	HSK-A63	VX050006A	RSFTC3000	RSRGR6M50	RSFTA1000	RSRGR5M40	RSFPT1080
THA63100125P120	HSK-A63	VX050006A	RSFTC3000	RSRGR6M50	RSFTA1000	RSRGR5M40	RSFPT1100
THA10080125P100	HSK-A100	VX050006A	RSFTC3000	RSRGR6M50	RSFTA1000	RSRGR5M40	RSFPT1080
THA10100125P120	HSK-A100	VX050006A	RSFTC3000	RSRGR6M50	RSFTA1000	RSRGR5M40	RSFPT1100
THA10125125P160	HSK-A100	VX050006A	RSFTC3000	RSRGR6M50	RSFTA1000	RSRGR5M40	RSFPT1125
TCC40016125P030	CAT 40	VX050006A	RSFTC3000	RSRGR6M50	RSFTA1000	RSRGR5M40	
TCC40020125P050	CAT 40	VX050006A	RSFTC3000	RSRGR6M50	RSFTA1000	RSRGR5M40	RSFPT1050
TCC40025125P070	CAT 40	VX050006A	RSFTC3000	RSRGR6M50	RSFTA1000	RSRGR5M40	RSFPT1063
TCC40030125P100	CAT 40	VX050006A	RSFTC3000	RSRGR6M50	RSFTA1000	RSRGR5M40	RSFPT1080
TBC40040125P030	BT40	VX050006A	RSFTC3000	RSRGR6M50	RSFTA1000	RSRGR5M40	
TBC40050125P050	BT40	VX050006A	RSFTC3000	RSRGR6M50	RSFTA1000	RSRGR5M40	RSFPT1050
TBC40063125P070	BT40	VX050006A	RSFTC3000	RSRGR6M50	RSFTA1000	RSRGR5M40	RSFPT1063
TBC40080125P100	BT40	VX050006A	RSFTC3000	RSRGR6M50	RSFTA1000	RSRGR5M40	RSFPT1080

TECHNICAL

CBN

TEDI MILL - SPARE PARTS

FOR SHELL CUTTERS

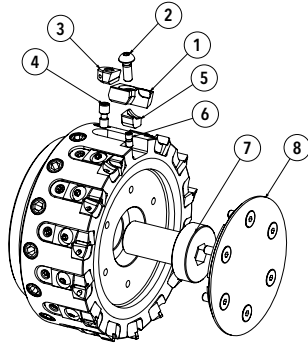






TYPE	ITEM NUMBER	
T20 T8 Grease	4360818	Std keys kit supplied with the cutter
T20	4361287	Torque key upon request

ITEM NUMBER	2	3	4	5	6	7	8
FTC050R040S	VX050006A	RSFTC3000	RSRGR6M50	RSFTA3000	RSRGR5M40	VC00TEDI10035	
FTC063R060S	VX050006A	RSFTC3000	RSRGR6M50	RSFTA3000	RSRGR5M40	VC004762I10035	
FTC080R080S	VX050006A	RSFTC3000	RSRGR6M50	RSFTA3000	RSRGR5M40	VC00TEDI12040	
FTC080R100S	VX050006A	RSFTC3000	RSRGR6M50	RSFTA3000	RSRGR5M40	VC00TEDI12040	
FTC100R080S	VX050006A	RSFTC3000	RSRGR6M50	RSFTA3000	RSRGR5M40	VC00TEDI16040	
FTC100R120S	VX050006A	RSFTC3000	RSRGR6M50	RSFTA3000	RSRGR5M40	VC00TEDI16040	
FTC125R100S	VX050006A	RSFTC3000	RSRGR6M50	RSFTA3000	RSRGR5M40	VC00TEDI20040	RSFPT2125
FTC125R140S	VX050006A	RSFTC3000	RSRGR6M50	RSFTA3000	RSRGR5M40	VC00TEDI20040	RSFPT2125
FTC125R160S	VX050006A	RSFTC3000	RSRGR6M50	RSFTA3000	RSRGR5M40	VC00TEDI20040	RSFPT2125
FTC160R140S	VX050006A	RSFTC3000	RSRGR6M50	RSFTA3000	RSRGR5M40	VC004762I12050	RSFPT2160
FTC160R180S	VX050006A	RSFTC3000	RSRGR6M50	RSFTA3000	RSRGR5M40	VC004762I12050	RSFPT2160
FTC200R160S	VX050006A	RSFTC3000	RSRGR6M50	RSFTA3000	RSRGR5M40	VC004762I16050	RSFPT2200
FTC200R240S	VX050006A	RSFTC3000	RSRGR6M50	RSFTA3000	RSRGR5M40	VC004762I16050	RSFPT2200

CONTINUE ON NEXT PAGE.

CBN **TEDI MILL - SPARE PARTS** FOR SHELL CUTTERS



TYPE	ITEM NUMBER	
 T20  T8  Grease	4360818	Std keys kit supplied with the cutter
 T20	4361287	Torque key upon request

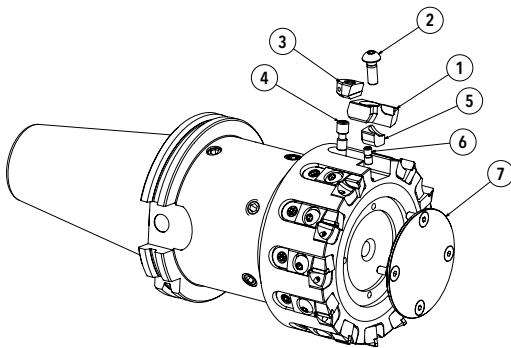
ITEM NUMBER	2	3	4	5	6	7	8
FIC020R040S	VX050006A	RSFTC3000	RSRGR6M50	RSFTA3000	RSRGR5M40	VC00TEDI10035	
FIC020R050S	VX050006A	RSFTC3000	RSRGR6M50	RSFTA3000	RSRGR5M40	VC00TEDI10035	
FIC025R050S	VX050006A	RSFTC3000	RSRGR6M50	RSFTA3000	RSRGR5M40	VC004762I10035	
FIC025R060S	VX050006A	RSFTC3000	RSRGR6M50	RSFTA3000	RSRGR5M40	VC004762I10035	
FIC030R050S	VX050006A	RSFTC3000	RSRGR6M50	RSFTA3000	RSRGR5M40	VC00TEDI12040	
FIC030R060S	VX050006A	RSFTC3000	RSRGR6M50	RSFTA3000	RSRGR5M40	VC00TEDI12040	
FIC030R080S	VX050006A	RSFTC3000	RSRGR6M50	RSFTA3000	RSRGR5M40	VC00TEDI12040	
FIC040R080S	VX050006A	RSFTC3000	RSRGR6M50	RSFTA3000	RSRGR5M40	VC00TEDI16040	
FIC040R120S	VX050006A	RSFTC3000	RSRGR6M50	RSFTA3000	RSRGR5M40	VC00TEDI16040	
FIC050R100S	VX050006A	RSFTC3000	RSRGR6M50	RSFTA3000	RSRGR5M40	VC00TEDI20040	RSFPT2125
FIC050R160S	VX050006A	RSFTC3000	RSRGR6M50	RSFTA3000	RSRGR5M40	VC00TEDI20040	RSFPT2125
FIC060R100S	VX050006A	RSFTC3000	RSRGR6M50	RSFTA3000	RSRGR5M40	VC004762I12050	RSFPT2160
FIC060R180S	VX050006A	RSFTC3000	RSRGR6M50	RSFTA3000	RSRGR5M40	VC004762I12050	RSFPT2160
FIC080R120S	VX050006A	RSFTC3000	RSRGR6M50	RSFTA3000	RSRGR5M40	VC004762I16050	RSFPT2200
FIC080R240S	VX050006A	RSFTC3000	RSRGR6M50	RSFTA3000	RSRGR5M40	VC004762I16050	RSFPT2200
FIC100R160S	VX050006A	RSFTC3000	RSRGR6M50	RSFTA3000	RSRGR5M40	VC004762I16050	RSFPT2200
FIC100R300S	VX050006A	RSFTC3000	RSRGR6M50	RSFTA3000	RSRGR5M40	VC004762I16050	RSFPT2200





TECHNICAL

CBN

TEDI MILL - SPARE PARTS


FOR INTEGRAL TYPE CUTTERS



TYPE	ITEM NUMBER	
  	4360818	Std keys kit supplied with the cutter
	4361287	Torque key upon request

ITEM NUMBER	TAPER DIMENSION	2	3	4	5	6	7
THA63040125C030	HSK-A 63	VX050006A	RSFTC3000	RSRGR6M50	RSFTA3000	RSRGR5M40	
THA63050125C050	HSK-A 63	VX050006A	RSFTC3000	RSRGR6M50	RSFTA3000	RSRGR5M40	RSFPT2050
THA63063125C070	HSK-A 63	VX050006A	RSFTC3000	RSRGR6M50	RSFTA3000	RSRGR5M40	RSFPT2063
THA63080125C100	HSK-A 63	VX050006A	RSFTC3000	RSRGR6M50	RSFTA3000	RSRGR5M40	RSFPT2080
THA10040125C030	HSK-A 100	VX050006A	RSFTC3000	RSRGR6M50	RSFTA3000	RSRGR5M40	
THA10050125C050	HSK-A 100	VX050006A	RSFTC3000	RSRGR6M50	RSFTA3000	RSRGR5M40	RSFPT2050
THA10063125C060	HSK-A 100	VX050006A	RSFTC3000	RSRGR6M50	RSFTA3000	RSRGR5M40	RSFPT2063
THA10080125C100	HSK-A 100	VX050006A	RSFTC3000	RSRGR6M50	RSFTA3000	RSRGR5M40	RSFPT2080
THA10100125C120	HSK-A 100	VX050006A	RSFTC3000	RSRGR6M50	RSFTA3000	RSRGR5M40	RSFPT2100
THA10125125C160	HSK-A 100	VX050006A	RSFTC3000	RSRGR6M50	RSFTA3000	RSRGR5M40	RSFPT2125
TCC40016125C030	CAT 40	VX050006A	RSFTC3000	RSRGR6M50	RSFTA3000	RSRGR5M40	
TCC40020125C050	CAT 40	VX050006A	RSFTC3000	RSRGR6M50	RSFTA3000	RSRGR5M40	RSFPT2050
TCC40025125C070	CAT 40	VX050006A	RSFTC3000	RSRGR6M50	RSFTA3000	RSRGR5M40	RSFPT2063
TCC40030125C100	CAT 40	VX050006A	RSFTC3000	RSRGR6M50	RSFTA3000	RSRGR5M40	RSFPT2080
TCC50016125C030	CAT 50	VX050006A	RSFTC3000	RSRGR6M50	RSFTA3000	RSRGR5M40	
TCC50020125C050	CAT 50	VX050006A	RSFTC3000	RSRGR6M50	RSFTA3000	RSRGR5M40	RSFPT2050
TCC50025125C070	CAT 50	VX050006A	RSFTC3000	RSRGR6M50	RSFTA3000	RSRGR5M40	RSFPT2063
TCC50030125C100	CAT 50	VX050006A	RSFTC3000	RSRGR6M50	RSFTA3000	RSRGR5M40	RSFPT2080
TCC50040125C120	CAT 50	VX050006A	RSFTC3000	RSRGR6M50	RSFTA3000	RSRGR5M40	RSFPT2100
TCC50050125C160	CAT 50	VX050006A	RSFTC3000	RSRGR6M50	RSFTA3000	RSRGR5M40	RSFPT2125
TBC40040125C030	BT 40	VX050006A	RSFTC3000	RSRGR6M50	RSFTA3000	RSRGR5M40	
TBC40050125C050	BT 40	VX050006A	RSFTC3000	RSRGR6M50	RSFTA3000	RSRGR5M40	RSFPT2050
TBC40063125C070	BT 40	VX050006A	RSFTC3000	RSRGR6M50	RSFTA3000	RSRGR5M40	RSFPT2063
TBC40080125C100	BT 40	VX050006A	RSFTC3000	RSRGR6M50	RSFTA3000	RSRGR5M40	RSFPT2080
TBC50040125C030	BT 50	VX050006A	RSFTC3000	RSRGR6M50	RSFTA3000	RSRGR5M40	
TBC50050125C050	BT 50	VX050006A	RSFTC3000	RSRGR6M50	RSFTA3000	RSRGR5M40	RSFPT2050
TBC50063125C060	BT 50	VX050006A	RSFTC3000	RSRGR6M50	RSFTA3000	RSRGR5M40	RSFPT2063
TBC50080125C100	BT 50	VX050006A	RSFTC3000	RSRGR6M50	RSFTA3000	RSRGR5M40	RSFPT2080
TBC50100125C120	BT 50	VX050006A	RSFTC3000	RSRGR6M50	RSFTA3000	RSRGR5M40	RSFPT2100
TBC50125125C160	BT 50	VX050006A	RSFTC3000	RSRGR6M50	RSFTA3000	RSRGR5M40	RSFPT2125

NOTES





TEDI BRAZED *Brazed Cutters*



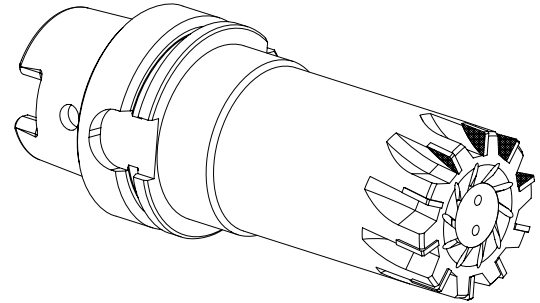
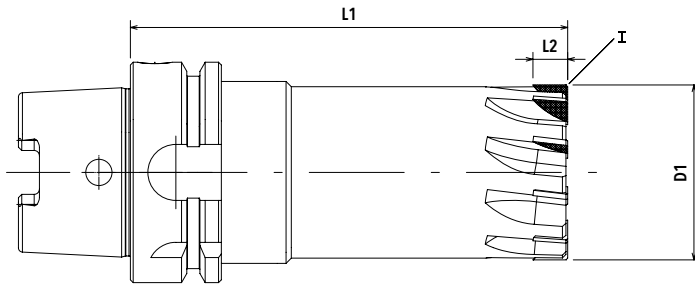
TEDI BRAZED™

The variety of ITTEDI brazed cutters, endmills and integral monoblock, all regrindable, allow a perfect use in a wide range of operations and materials and guarantee excellent performances in terms of quality, consistency and working speed in facing, interpolating and profiling operations. The studies which have been made on the different types of milling operations and the acquired know-how have allowed ITTEDI to make a variety of extremely flexible brazed cutters, which can be employed immediately in any application. Their structural and technical features, together with the accurate quality inspections they go through, make the ITTEDI brazed cutters the ideal tool in both roughing and finishing.



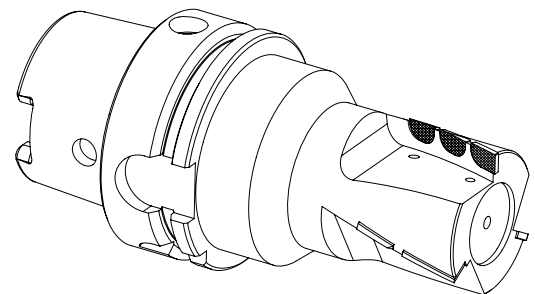
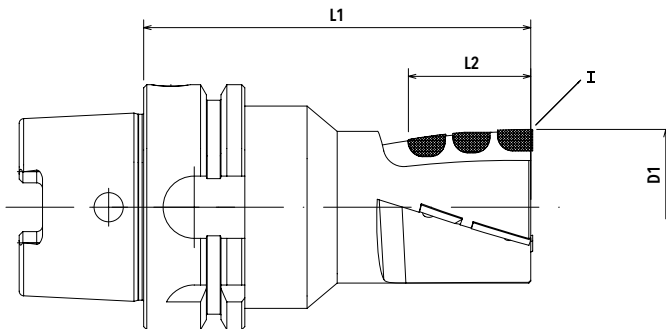
INTEGRAL BRAZED CUTTERS

HSK A ADAPTOR
DIN 69893



ITEM NUMBER	HSK TAPER DIMENSION	D1	Z	L1	L2	I LEAD ANGLE	ROTATION
FBHA63032125P060	A 63	32	6	125	15	0.2x45°	R
FBHA63040125P080	A 63	40	8	125	15	0.2x45°	R
FBHA63050125P100	A 63	50	10	125	10	0.2x45°	R
FBHA63063125P120	A 63	63	12	125	10	0.2x45°	R
FBHA63080125P140	A 63	80	14	125	10	0.2x45°	R
FBHA63100100P160	A 63	100	16	100	10	0.2x45°	R
FBHA63125100P200	A 63	125	20	100	10	0.2x45°	R
FBHA10080125P140	A 100	80	14	125	10	0.2x45°	R
FBHA10100125P160	A 100	100	16	125	10	0.2x45°	R
FBHA10125125P200	A 100	125	20	125	10	0.2x45°	R

Brazed cutters are non-stock standard - request a quote.

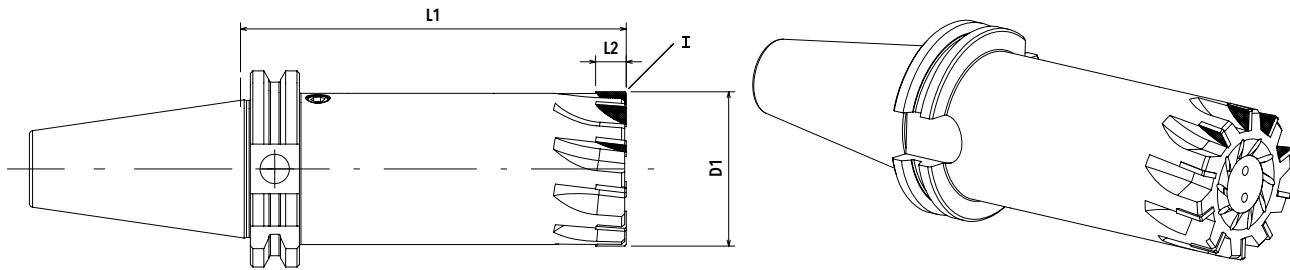


ITEM NUMBER	HSK TAPER DIMENSION	D1	Z	L1	L2	I LEAD ANGLE	ROTATION
EBSED032Z03HA63L30R02	A 63	32	3	100	30	R02	R
EBSED040Z03HA63L40R02	A 63	40	3	100	40	R02	R
EBSED050Z04HA63L40R02	A 63	50	4	100	40	R02	R
EBSED063Z04HA63L40R02	A 63	63	4	100	40	R02	R

Brazed cutters are non-stock standard - request a quote.

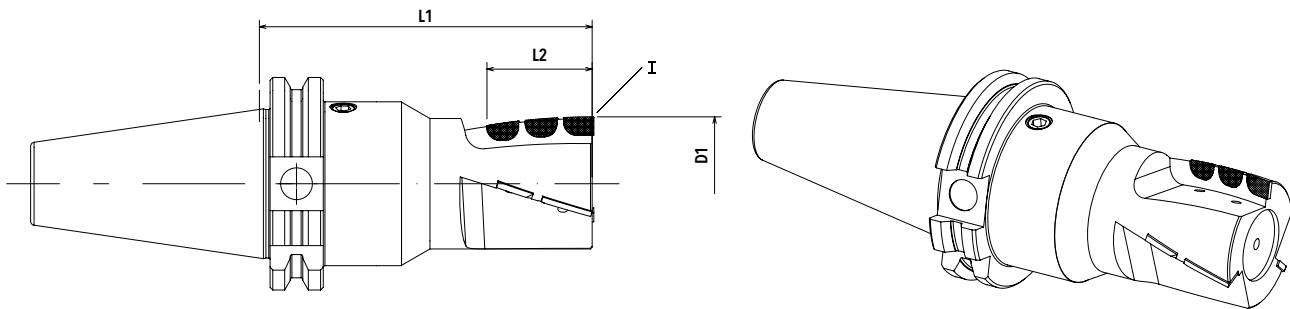
INTEGRAL BRAZED CUTTERS

CAT A/B ADAPTOR



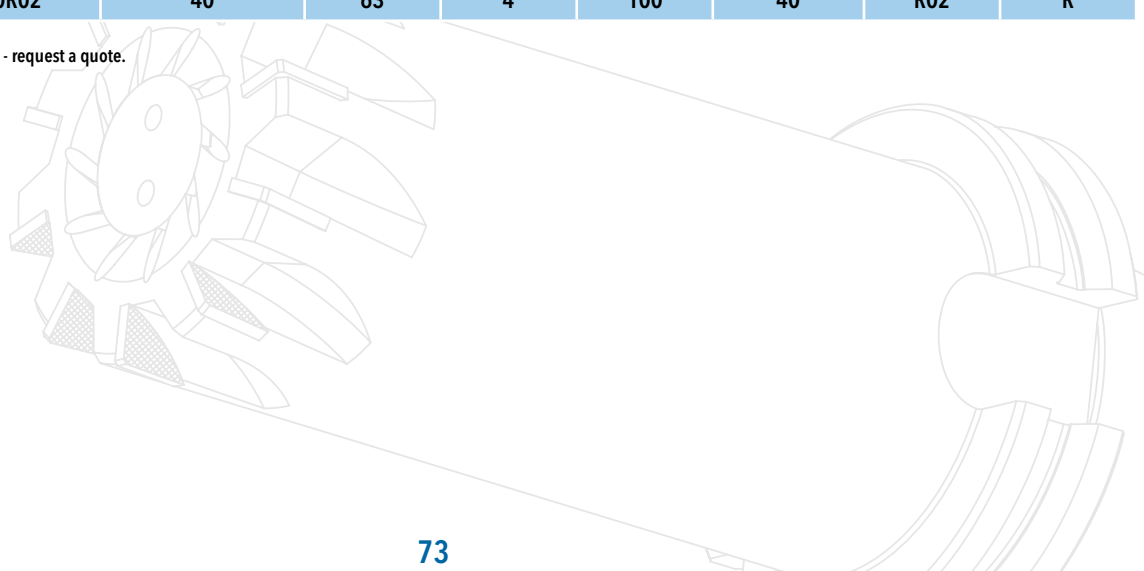
ITEM NUMBER	CAT TAPER DIMENSION	D1	Z	L1	L2	I LEAD ANGLE	ROTATION
FBC40032125P060	40	32	6	125	15	0.2x45°	R
FBC40040125P080	40	40	8	125	15	0.2x45°	R
FBC40050125P100	40	50	10	125	10	0.2x45°	R

Brazed cutters are non-stock standard - request a quote.



ITEM NUMBER	CAT TAPER DIMENSION	D1	Z	L1	L2	I LEAD ANGLE	ROTATION
EBSED032Z03CC40L30R02	40	32	3	100	30	R02	R
EBSED040Z03CC40L40R02	40	40	3	100	40	R02	R
EBSED050Z04CC40L40R02	40	50	4	100	40	R02	R
EBSED063Z04CC40L40R02	40	63	4	100	40	R02	R

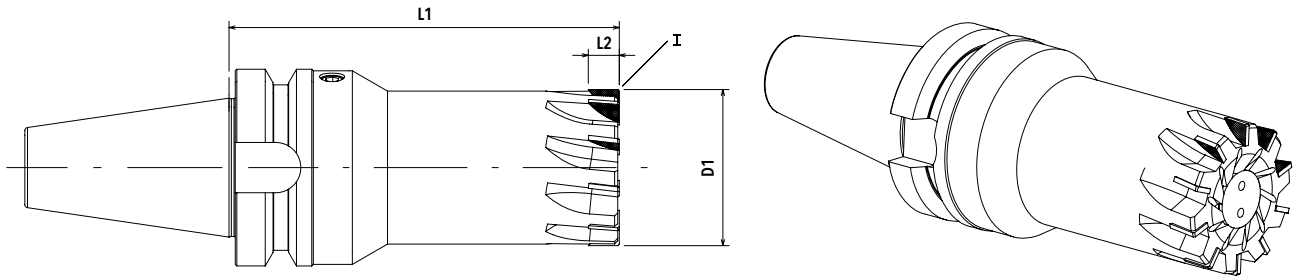
Brazed cutters are non-stock standard - request a quote.



TEDI BRAZED™

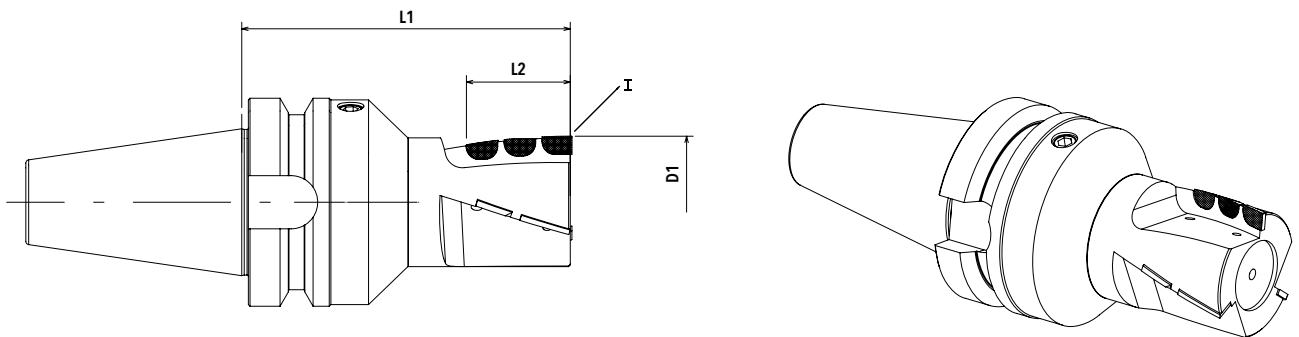
INTEGRAL BRAZED CUTTERS

BT A/B ADAPTOR
 MAS 403




ITEM NUMBER	BT TAPER DIMENSION	D1	Z	L1	L2	I LEAD ANGLE	ROTATION
FBBC40032125P060	40	32	6	125	15	0.2x45°	R
FBBC40040125P080	40	40	8	125	15	0.2x45°	R
FBBC40050125P100	40	50	10	125	10	0.2x45°	R

Brazed cutters are non-stock standard - request a quote.



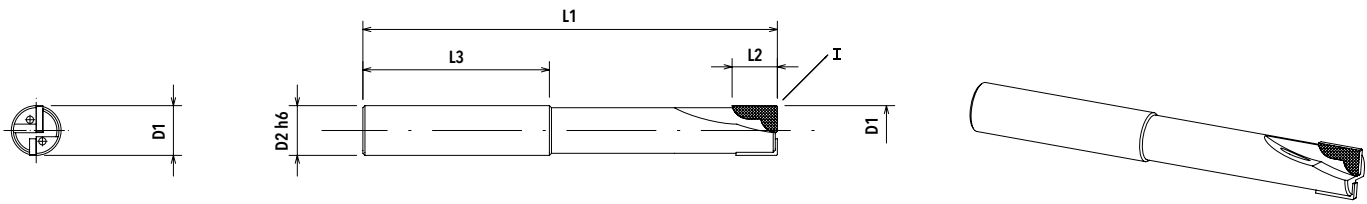
ITEM NUMBER	BT TAPER DIMENSION	D1	Z	L1	L2	I LEAD ANGLE	ROTATION
EBSED032Z03BC40L30R02	40	32	3	100	30	R02	R
EBSED040Z03BC40L40R02	40	40	3	100	40	R02	R
EBSED050Z04BC40L40R02	40	50	4	100	40	R02	R
EBSED063Z04BC40L40R02	40	63	4	100	40	R02	R

Brazed cutters are non-stock standard - request a quote.



INTEGRAL BRAZED CUTTERS

CYLINDRICAL SHANK

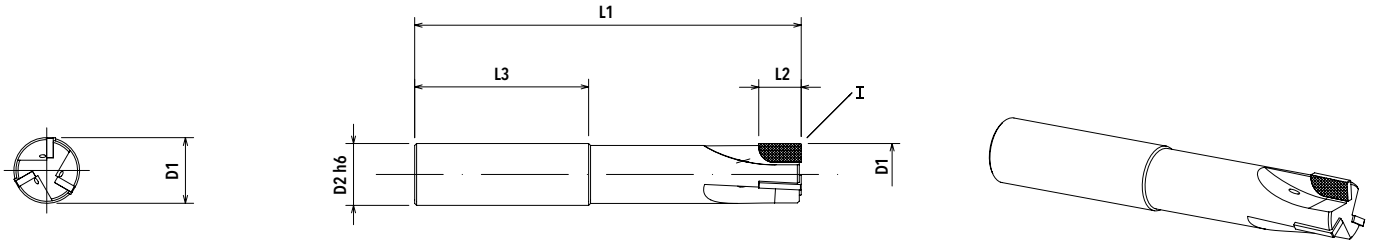


	ITEM NUMBER	D2	D1	Z	L1	L2	L3	I LEAD ANGLE	ROTATION
INCHES	EBSTI15Z01CM05L10C01	5mm	0.156	1	2.64	0.394	1.22	0.004x45°	R
	EBSTI18Z01CM05L10C01	5mm	0.188	1	2.64	0.394	1.22	0.004x45°	R
	EBSTI25Z01CM06L10C01	6mm	0.250	1	2.64	0.394	1.57	0.004x45°	R
	EBSTI25Z02CM06L20C01	6mm	0.250	2	2.64	0.787	1.57	0.004x45°	R
	EBSTI31Z02CM08L10C01	8mm	0.313	2	3.23	0.394	1.57	0.004x45°	R
	EBSTI31Z02CM08L20C01	8mm	0.313	2	3.23	0.787	1.57	0.004x45°	R
	EBSTI37Z02CM10L10C01	10mm	0.375	2	3.23	0.394	1.73	0.008x45°	R
	EBST37Z02CM10L20C02	10mm	0.375	2	3.23	0.787	1.73	0.008x45°	R
	EBSTI50Z02CM12L10C01	12mm	0.500	2	3.66	0.394	2.00	0.008x45°	R
	EBSTI50Z02CM12L20C02	12mm	0.500	2	3.66	0.787	2.00	0.008x45°	R
MM	EBSTD04Z01CM05L10C01	5	4	1	67	10	31	0.1x45°	R
	EBSTD05Z01CM05L10C01	5	5	1	67	10	31	0.1x45°	R
	EBSTD06Z02CM06L10C01	6	6	2	67	10	40	0.1x45°	R
	EBSTD06Z02CM06L20C01	6	6	2	67	20	40	0.1x45°	R
	EBSTD08Z02CM08L10C01	8	8	2	73	10	40	0.1x45°	R
	EBSTD08Z02CM08L20C01	8	8	2	73	20	40	0.1x45°	R
	EBSTD10Z02CM10L10C02	10	10	2	82	10	44	0.2x45°	R
	EBSTD10Z02CM10L20C02	10	10	2	82	20	44	0.2x45°	R
	EBSTD12Z02CM12L10C02	12	12	2	93	10	50	0.2x45°	R
	EBSTD12Z02CM12L20C02	12	12	2	93	20	50	0.2x45°	R

Brazed cutters are non-stock standard - request a quote.

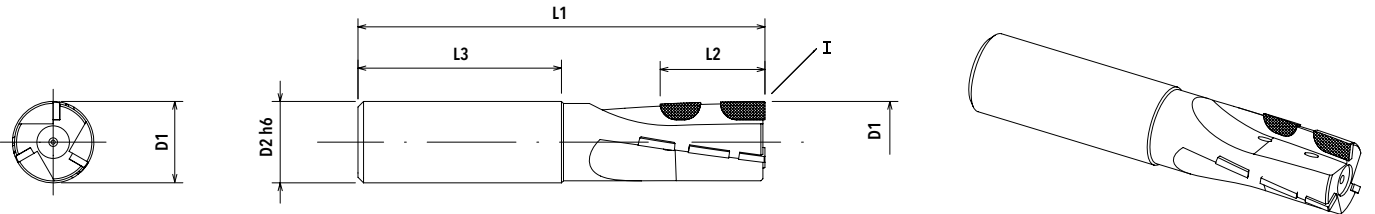
INTEGRAL BRAZED CUTTERS

CYLINDRICAL SHANK



	ITEM NUMBER	D2	D1	Z	L1	L2	L3	I LEAD ANGLE	ROTATION
INCHES	EBSPI37Z03CM10L10R02	0.375	10mm	3	2.84	.375	1.75	R0.008	R
	EBSPI50Z03CM12L10R02	0.500	12mm	3	3.27	.375	2.00	R0.008	R
	EBSPI62Z03CM16L10R02	0.625	14mm	3	3.62	.375	2.00	R0.008	R
	EBSPI75Z03CM20L10R02	0.750	16mm	3	3.98	.375	2.16	R0.008	R
MM	EBSPD10Z03CM10L10R02	10	10	3	72	10	44	R0.2	R
	EBSPD12Z03CM12L10R02	12	12	3	83	10	50	R0.2	R
	EBSPD14Z03CM14L10R02	14	14	3	87	10	50	R0.2	R
	EBSPD16Z03CM16L10R02	16	16	3	92	10	53	R0.2	R
	EBSPD20Z03CM20L10R02	20	20	3	104	10	55	R0.2	R

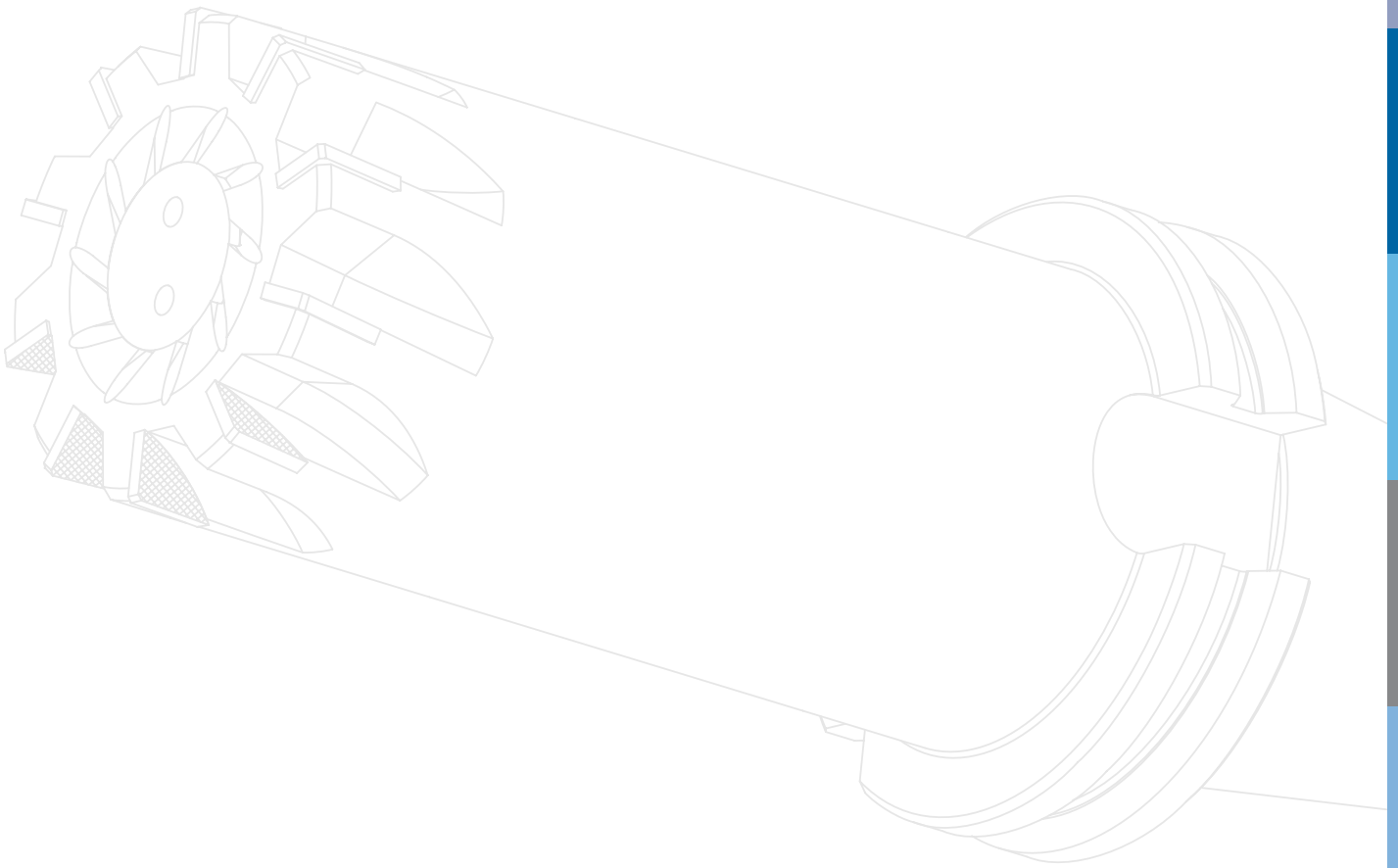
Brazed cutters are non-stock standard - request a quote.



	ITEM NUMBER	D2	D1	Z	L1	L2	L3	I LEAD ANGLE	ROTATION
INCHES	EBSEI62Z03CM16L30R02	0.625	16mm	3	3.94	1.18	2.00	R0.008	R
	EBSEI75Z03CM20L30R02	0.750	20mm	3	3.94	1.18	2.00	R0.008	R
	EBSEI10Z03CM25L30R02	1.000	25mm	3	3.94	1.18	2.16	R0.008	R
MM	EBSED16Z03CM16L30R02	16	16	3	100	30	50	R0.2	R
	EBSED20Z03CM20L30R02	20	20	3	100	30	50	R0.2	R
	EBSED25Z03CM25L30R02	25	25	3	100	30	55	R0.2	R

Brazed cutters are non-stock standard - request a quote.

NOTES



TEDI BRAZED™

CUTTING PARAMETERS



CUTTING PARAMETERS

The below cutting data is purely an indication and are calculated assuming optimal working conditions; they can vary depending on stability of the fixture, the machine and the workpiece.

For more detailed information and for choosing the best grade, you should contact IT.TE.DI.'s offices.

MATERIAL	GRADE	V _c (sfm)	f _z (in/z)
Aluminum casting alloys (Si <12%)	PCD	≤ 19,000	0.002 - 0.010
Aluminum casting alloys (Si >12%)	PCD	≤ 5,000	0.002 - 0.010
Aluminum forging alloys	PCD	≤ 19,000	0.002 - 0.010
Copper, bronze, brass, zinc and magnesium alloys	PCD	≤ 6,500	0.002 - 0.010
Non metallic materials	PCD	≤ 10,000	0.002 - 0.010
Grey Cast Iron	CBN	3,200 - 6,500	0.002 - 0.010
Nodular Cast Iron (ferritic)	CBN	1,300 - 2,000	0.002 - 0.010
Malleable Cast Iron (ferritic)	CBN	1,600 - 2,600	0.002 - 0.010
Hardened Steel	CBN	500 - 1,000	0.002 - 0.010

FORMULA AND ABBREVIATION:			CALCULATION OF:
∅	Milling cutter - diameter	[in]	$V_c = n \times \emptyset \times .262$
a _p	Axial depth of cut	[in]	
a _e	Width of cut	[in]	$n = (V_c \div \emptyset) \div .262$
V _c	Cutting speed	[sfm]	
n	RPM	[min-1]	$V_f = f_z \times n \times z$
z	Number of teeth		
f _z	Feed rate per tooth	[in]	$f_z = V_f \div (n \times z)$
V _f	Feed rate	[in/min]	

SERVICES



Ingersoll/IT.TE.DI. provides a variety of services aiming at the total satisfaction of those who choose its products. The experience and expertise with special tooling is IT.TE.DI.'s distinguishing feature, proved by its ability to make customized solutions based on the customer's needs; this vocation is also the trademark of IT.TE.DI.'s services.

SPECIAL DIMENSIONS: IT.TE.DI. excels at providing highly personalized solutions, based on specific customer's requirements, thanks to their staff and organization, from engineering to the R & D tests.

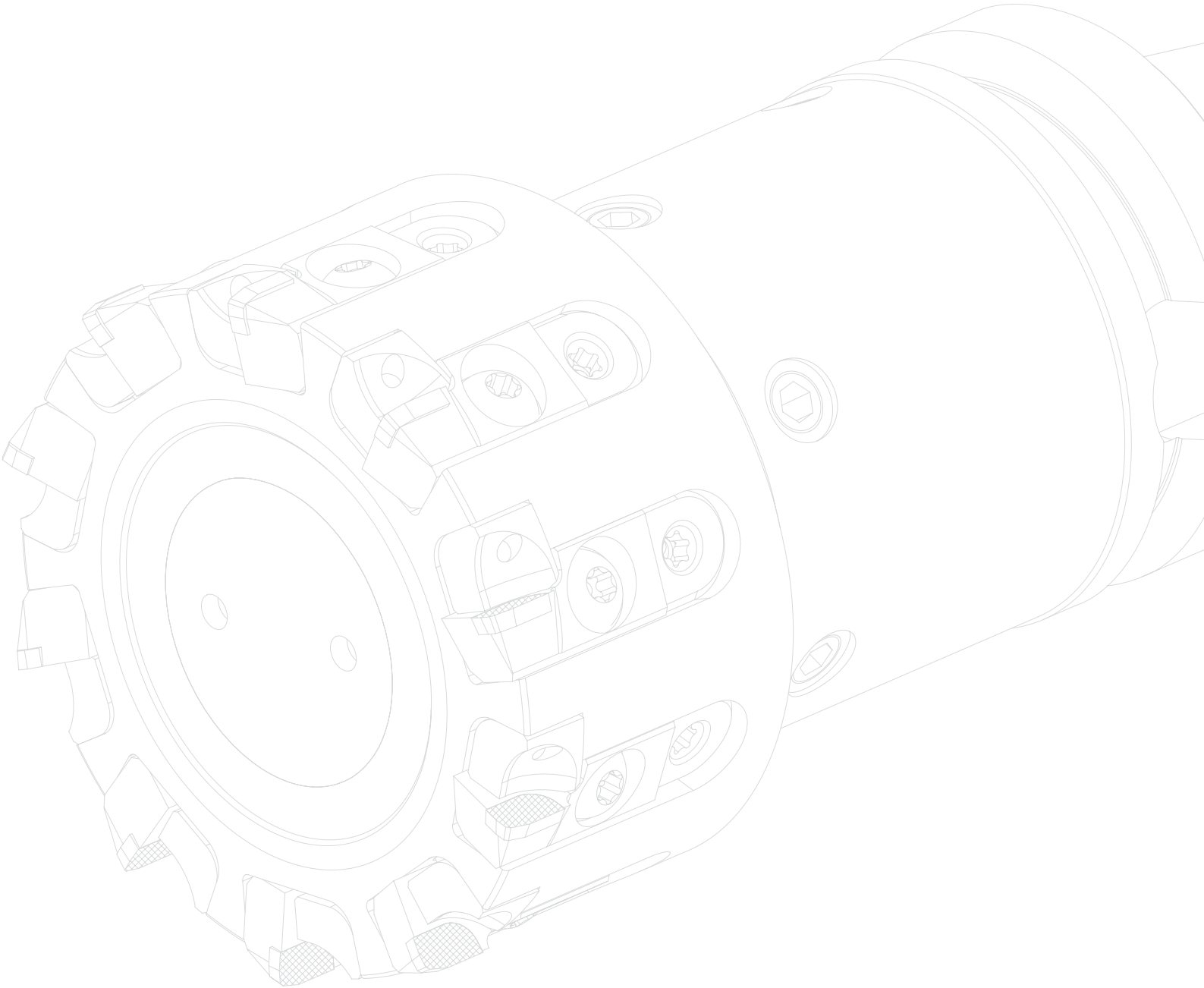
REGRINDABLE CARTRIDGES: IT.TE.DI. provides an efficient grinding service, so that new and refurbished cartridges are perfectly indexable.


ASSEMBLING AND PRESETTING: these are highly valuable options. They are part of the offer to the customer, aiming at a better personalization and the best performance of the solution which was found during the production process.

BALANCING: The IT.TE.DI. balancing system has been designed to allow the customers to obtain the best performance from its tools.



NOTES

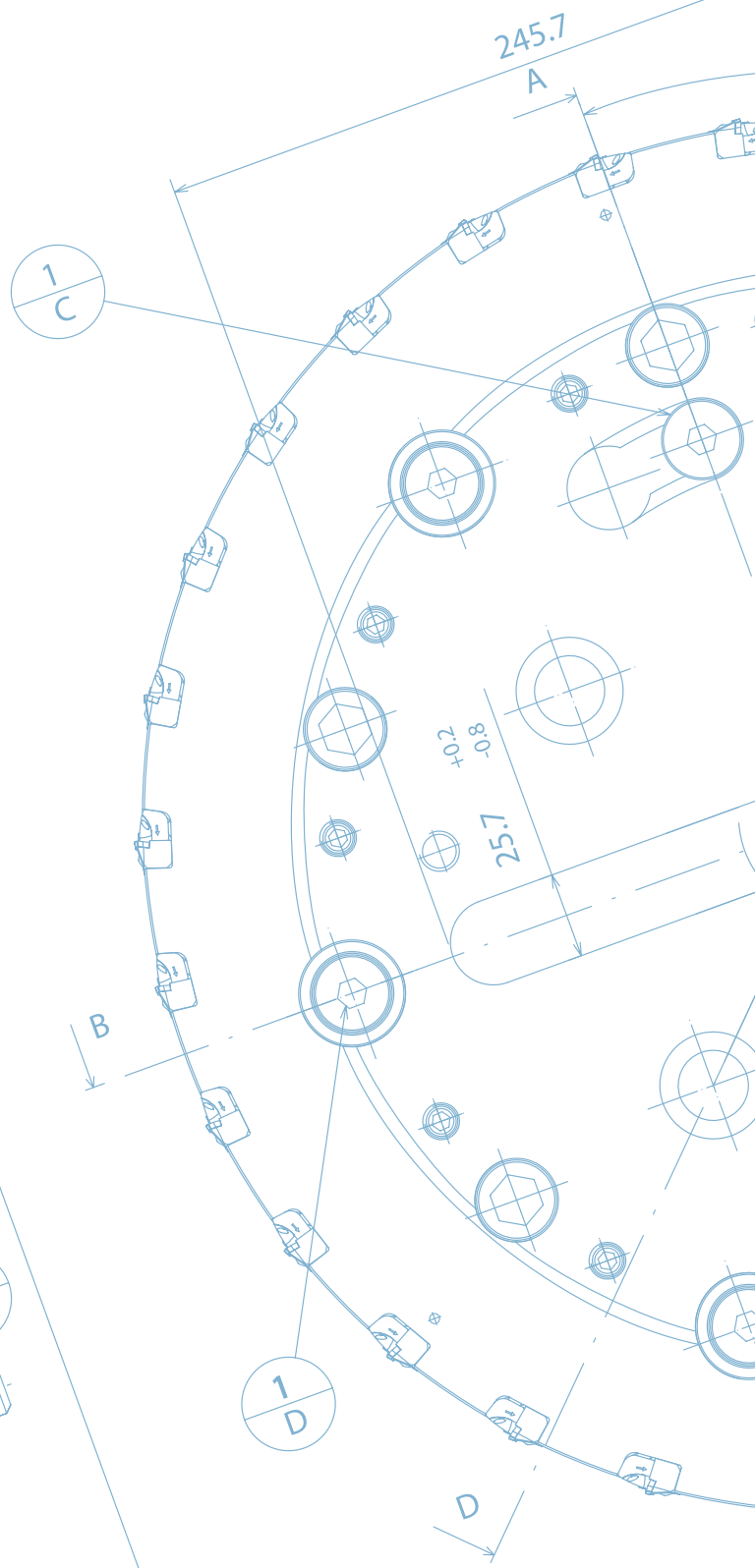
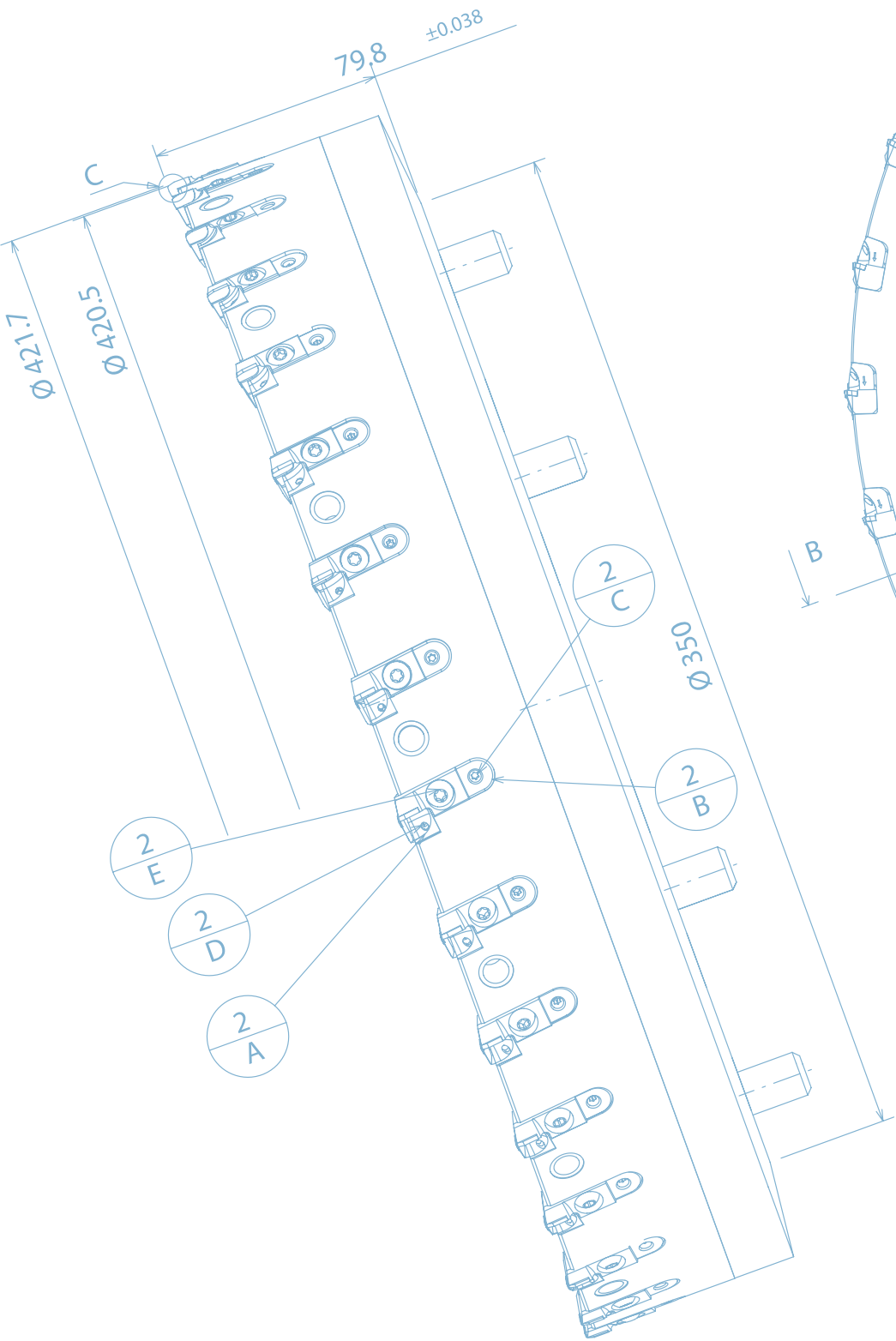





Member IMC Group [®]

IT.TE.DI.







Member IMC Group

IT.TE.DI.

BRAZED & INDEXABLE PCD/CBN MILLING

Ingersoll Cutting Tools for Americas

Marketing & Technology Center
845 S. Lyford Road
Rockford, IL 61108-2749 U.S.A.
Tel: 815.387.6600
Fax: 815.387.6968
Email: info@ingersoll-imc.com
www.ingersoll-imc.com

Ingersoll Mexico
Blvd. Cuauhtemoc Num 2411 Locales 6 y 7
Esquina Calle Manuel Perez Trevino
Fracc. Residencial Los Pinos
CP 25198
Saltillo, Coahuila, Mexico
Tel: 52-844-4-85-32-20
Fax: 52-844-4-85-32-23
Email: info@ingersoll-imc.com

Ingersoll Western Canada
Unit 14 - 1599 Dugald Rd.
Winnipeg, Manitoba
R2E 0B1
Tel: (204) 654-9894
Fax: (204) 654-6080
Toll Free: 1-866-460-4951
info@eagleindustrial.ca

Ingersoll Cutting Tools for Europe

Marketing & Technology Center
Ingersoll Werkzeuge GmbH
Kalteiche-Ring 21-25
35708 Haiger, Germany
Tel: 02773.742 0
Fax: 02773.742 812/814
Email: info@ingersoll-imc.de
www.ingersoll-imc.de

Ingersoll France s.a.r.l.
21, rue Galilée
F-77420 CHAMPS-sur-MARNE
Tel: +33 (0)1 64 68 45 36
Fax: +33 (0)1 64 68 45 24
Email: info@ingersoll-imc.fr

Ingersoll Italien
Via Monte Grappa, 78
20020 Arese (Milano)
Telefon: +39 02 99 76 67 00
Telefax: +39 02 99 76 67 10
Email: crespi@taegutec.it

Ingersoll Cutting Tools for Asia

Ingersoll Japan Ltd.
Senri Asahi Hankyu Bldg. 15F
1-5-3 Shinsenri-Higashimachi
Toyonaka-shi Osaka 560-0082
Tel: 81-6-6835-7731
Fax: 81-6-6835-7732

Ingersoll China
7B21,
Hanwei Plaza,
GuangHua Road,
Chaoyang District,
Beijing, P.R.C., 100004.
Tel: +86 10 656 10261/2/3
Fax: +86 10 656 10264



Member IMC Group
Ingersoll
Cutting Tools