

WELDON FLAT DIMENSIONS

Fig. 1
Standard

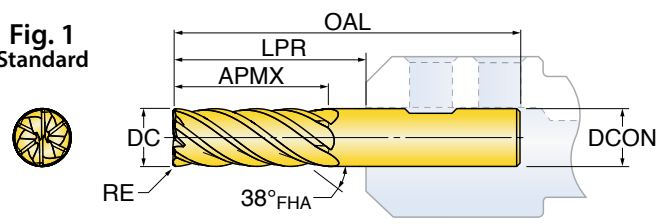
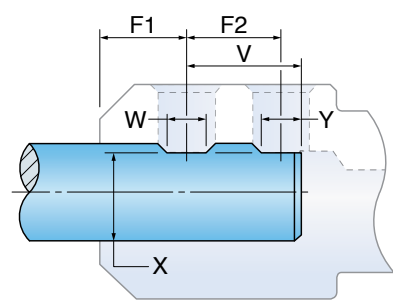
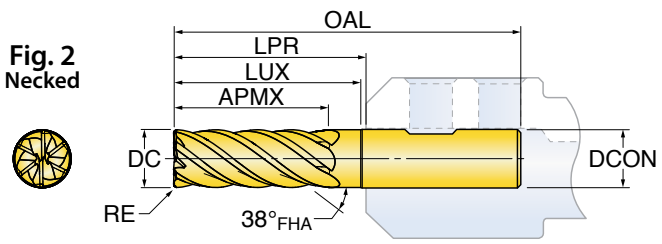


Fig. 2
Necked



DCON Diameter	Modified Weldon Flat Dimensions (inch)				F1 Nose to Center of 1st Flat	F2 1st Flat to 2nd Flat
	V	W	X	Y		
0.125	-	-	-	-	.38	-
0.187	-	-	-	-	.50	-
0.250	-	-	-	-	.38	-
0.312	-	-	-	-	.60	-
0.375	0.781	0.280	0.325	-	.75	-
0.437	-	-	-	-	.75	-
0.500	0.891	0.330	0.440	-	.88	-
0.625	0.953	0.400	0.560	-	.94	-
0.750	1.015	0.455	0.675	-	1.00	-
0.875	1.015	0.455	0.810	0.500	1.00	.866
1.000	1.141	0.515	0.925	0.500	1.12	1.000
1.250	1.141	0.515	1.156	0.500	1.12	1.000