

Internal Turning, Profiling, Grooving & Face Machining of Small Diameters

Insert Styles/ Applications:

MINT... Turning/Chamfering
MINP... Turning/Profiling
MINC... Turning/45° Chamfering
MING... Grooving
MINF... Deep Face Grooving/Face Grooving
MINS... Face Grooving
MINR... Profiling
MINI... Threading
MINB... Backturning

Grade:

TT9030
Submicron Substrate
PVD-TiAlN

Sleeve Sizes:

.500", .625", .750", 1.00"
12mm, 14mm, 16mm, 20mm,
22mm, 25mm

Sleeve Type:

MINSL - Double Ended
MINS - Single Ended

**PRODUCT
ANNOUNCEMENT**
UPDATE
2021

Ingersoll introduces the T•Micro specifically designed for the machining of very small internal diameters.


T•Micro system is a 2 piece design, consisting of a sleeve and replaceable carbide inserts that provide solutions for a wide range of applications including turning, boring, profiling, face grooving, internal grooving and threading.

Features

- Replaceable carbide inserts with thru coolant.
- Internal machining starting at .024" (.6mm).
- TiAlN coating along with sub-micron grade substrate.

TOMICRO™ SLEEVES

The new sleeves have been designed to accommodate T-Micro inserts. Located inside the sleeve is a set pin for inserts to locate, allowing operators to start operations without resetting after indexing. It also enables users to replace inserts without removing the sleeve from the tool post.



TOMICRO™ MACHINING PROGRAM

Includes a large variety of tools for various applications.

Turning & Chamfering	MINT Type Min. Bore Dia. : Ø.024"-.276" (0.6-7.0mm)	
Turning & Profiling	MINP Type Min. Bore Dia. : Ø.110"-.197" (2.8-5.0mm)	
Turning & 45° Chamfering	MINC Type Min. Bore Dia. : Ø.197"-.268" (5.0-6.8mm)	
Grooving	MING Type Min. Bore Dia. : Ø.079"-.268" 9 (2.0-6.8mm)	
Deep Face Grooving	MINF Type Min. Bore Dia. : Ø.591" (15mm)	
Face Grooving	MINF Type Min. Bore Dia. : Ø.236"-.315" (6.0-8.0mm)	
Face Grooving	MINS Type Min. Bore Dia. : Ø.236" (6.0mm)	
Profiling	MINR Type Min. Bore Dia. : Ø.197"-.268" (5.0-6.8mm)	
Threading	MINI Type Min. Bore Dia. : Ø.157"-.276" (4.0-7.0mm)	
Back Turning	MINB Type Min. Bore Dia. : Ø.118"-.276" (3.0-7.0mm)	


TOMICRO™ SLEEVES

- Angular clamping design avoids interference with the other sleeves at the tool post during tool change
- The unique design facilitates simplified tool change on Swiss type and other multi-spindle lathes
- Reduced machine downtime, tool inventory and overall costs

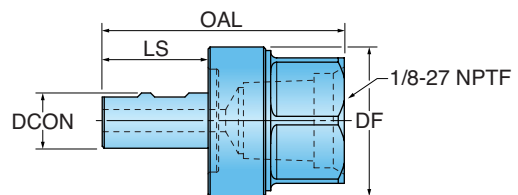
Conventional



TOMICRO™

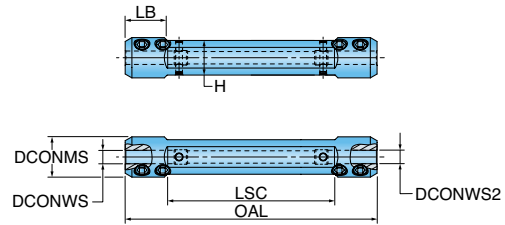


TOMICRO™ COOLANT FITTING



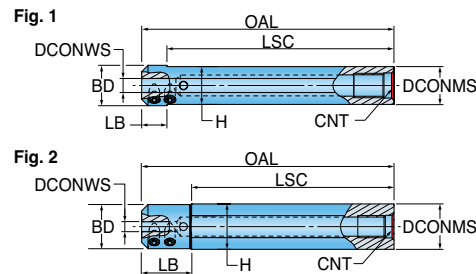
Part Number	DCON Shank Diameter	LS Shank Length	OAL Overall Length	DF Flange Diameter
PF-MIN4	.156 (3.96mm)	.525 (13.34mm)	1.200 (30.48mm)	.740 (18.80mm)
PF-MIN7	.274 (6.96mm)	.525 (13.34mm)	1.200 (30.48mm)	.740 (18.80mm)

DOUBLE ENDED



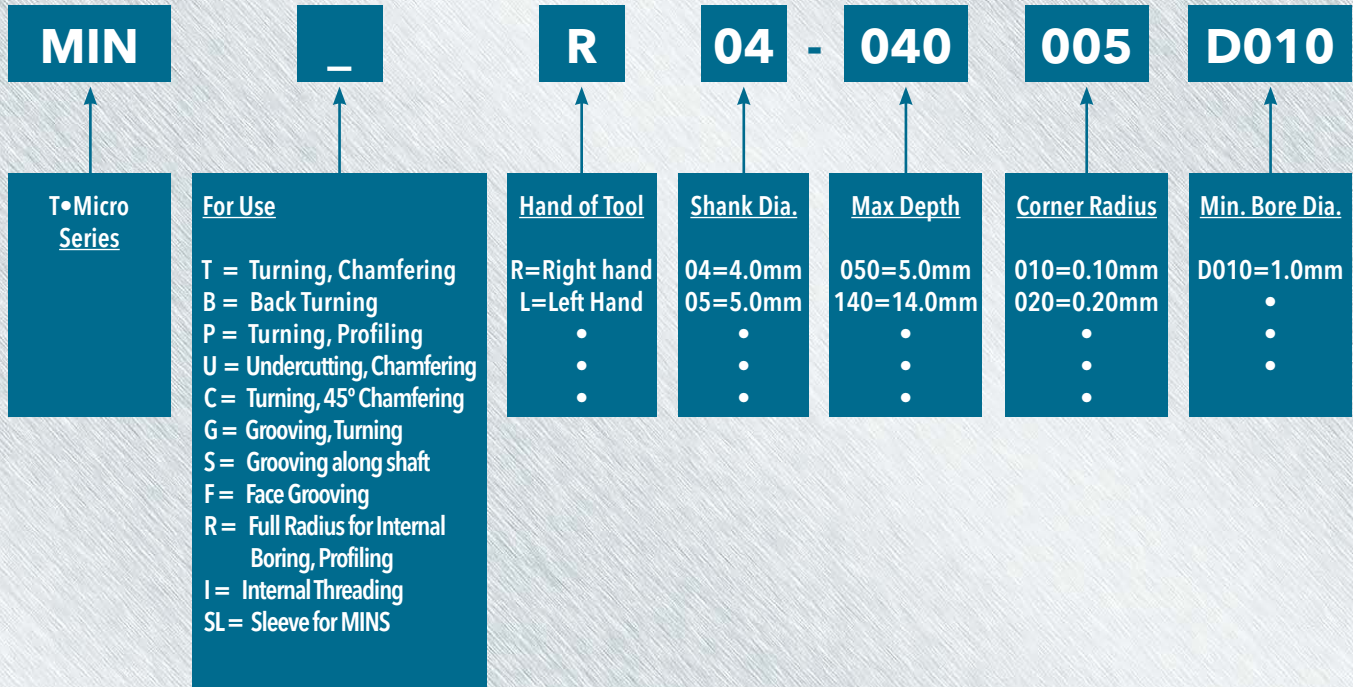
Part Number	DCONMS Connection Dia. Machine Side	DCONWS Connection Dia. Workpiece Side	DCONWS2 Connection Dia. Workpiece Side 2	OAL Overall Length	LB Body Length	LSC Clamping Length	H Height	SET SCREW	WRENCH
INCH									
MINSL12.7-4-4	.500	.157	.157	2.953	.394	2.165	.460	SSM5X0.8X4-MG	LW2.5
MINSL15.9-4-7	.625	.157	.276	2.953	.394	2.165	.550		
MINSL19-4-7	.750	.157	.276	3.543	.394	2.756	.680		
MINSL25.4-4-7	1.000	.157	.276	3.543	.394	2.756	.920	SSM5X0.8X6-MG	
METRIC									
MINSL12-4-4	12	4.0	4.0	75	10	55	10.3	SSM5X0.8X4-MG	LW2.5
MINSL14-4-4	14	4.0	4.0	75	10	55	12		
MINSL16-4-7	16	4.0	7.0	75	10	55	15		
MINSL20-4-7	20	4.0	7.0	90	10	70	18	SSM5X0.8X6-MG	LW2.5
MINSL22-4-7	22	4.0	7.0	90	10	70	20		
MINSL25-4-7	25	4.0	7.0	90	10	80	23		

SINGLE ENDED



Part Number	DCONMS Connection Dia. Machine Side	DCONWS Connection Dia. Workpiece Side	BD Body Diameter	OAL Overall Length	LB Body Length	LSC Clamping Length	H Height	CNT Coolant Entry Thread Size	FIGURE
INCH									
MINS15.9-4-L100C	.625	.157	0.625	3.937	0.394	3.54	0.590	1/8 BSPT	1
MINS15.9-7-L100C	.625	.276	0.625	3.937	0.394	3.54	0.590		1
MINS19-4-L100C	.750	.157	0.689	3.937	0.787	3.15	0.708		2
MINS19-7-L100C	.750	.276	0.689	3.937	0.787	3.15	0.708		2
MINS25.4-4-L100C	1.000	.157	0.709	3.937	0.905	3.03	0.905		2
MINS25.4-7-L100C	1.000	.276	0.709	3.937	0.905	3.03	0.905		2
METRIC									
MINS16-4-L100C	16	4	16	100	10	90	15	1/8 BSPT	1
MINS16-7-L100C	16	7	16	100	10	90	15		1
MINS20-4-L100C	20	4	17.5	100	20	80	18		2
MINS20-7-L100C	20	7	17.5	100	20	80	18		2
MINS22-4-L100C	22	4	17.5	100	20	80	20		2
MINS22-7-L100C	22	7	17.5	100	20	80	20		2
MINS25-4-L100C	25	4	18	100	23	77	23		2
MINS25-7-L100C	25	7	18	100	23	77	23		2

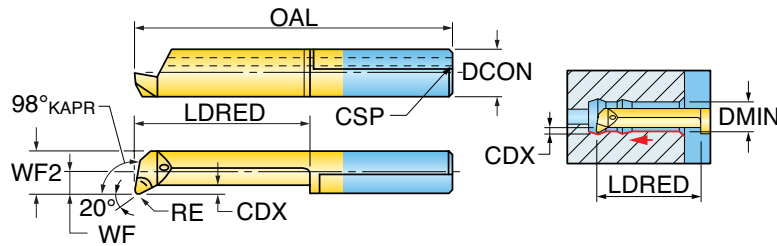
TOMICRO™ DESIGNATION SYSTEM



TOMICRO™ CUTTING CONDITIONS

Cutting Speed (sfm)		Feed Rate		
		Turning/Back Turning	Grooving/Threading	Face Grooving
P (Steel)	100-500	.0004"-.003"	.0004"-.002"	.0004"-.0015"
M (Stainless Steel)	100-430			
N (Non-Ferrous)	165-670			
S (Super Alloy)	35-165			

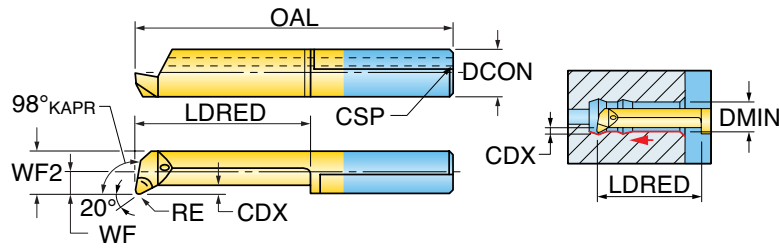
TOMICRO™ MINT - MINI CARBIDE BARS FOR INTERNAL TURNING AND CHAMFERING



Part Number	DCON Shank Dia.	WF Functional Length	WF2 Functional Length	OAL Overall Length	LDRED Reduced Body Dia. Length	RE Corner Rad. (+/- .002")	CDX Cutting Depth Max.	DMIN Min. Bore Dia.	HAND	GRADE
*MINTR04-020004D006	.157	-	.020	.728	.138	.002	.003	.024	R	TT9030
*MINTR04-030004D006	.157	-	.020	.768	.177	.002	.003	.024	R	TT9030
MINTR04-045005D010	.157	-	.035	.827	.236	.002	.004	.039	R	TT9030
MINTR04-065005D010	.157	-	.035	.906	.315	.002	.004	.039	R	TT9030
MINTR04-040005D020	.157	-	.067	.807	.217	.002	.004	.079	R	TT9030
MINTR04-090005D020	.157	-	.067	1.004	.415	.002	.004	.079	R	TT9030
MINTR04-140005D020	.157	-	.067	1.201	.610	.002	.004	.079	R	TT9030
MINTL04-090010D028	.157	.024	.102	1.004	.413	.004	.008	.110	L	TT9030
MINTR04-090010D028	.157	.024	.102	1.004	.413	.004	.008	.110	R	TT9030
MINTL04-150010D028	.157	.024	.102	1.240	.650	.004	.008	.110	L	TT9030
MINTR04-150010D028	.157	.024	.102	1.240	.650	.004	.008	.110	R	TT9030
MINTL04-190010D028	.157	.024	.102	1.398	.807	.004	.008	.110	L	TT9030
MINTR04-190010D028	.157	.024	.102	1.398	.807	.004	.008	.110	R	TT9030
MINTL04-090010D040	.157	.059	.138	1.004	.413	.004	.012	.157	L	TT9030
MINTR04-090010D040	.157	.059	.138	1.004	.413	.004	.012	.157	R	TT9030
MINTL04-150010D040	.157	.059	.138	1.240	.650	.004	.012	.157	L	TT9030
MINTR04-150010D040	.157	.059	.138	1.240	.650	.004	.012	.157	R	TT9030
MINTL04-190010D040	.157	.059	.138	1.398	.807	.004	.012	.157	L	TT9030
MINTR04-190010D040	.157	.059	.138	1.398	.807	.004	.012	.157	R	TT9030
MINTR04-230010D040	.157	.059	.138	1.555	.965	.004	.012	.157	R	TT9030
MINTR04-270010D040	.157	.059	.138	1.713	1.120	.004	.012	.157	R	TT9030

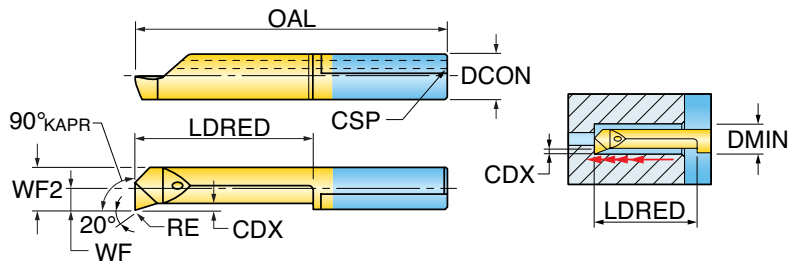
*Max DOC = .0004"~.0012", Max feed = .0004" ipr

TOMICRO™ MINT - MINI CARBIDE BARS FOR INTERNAL TURNING AND CHAMFERING



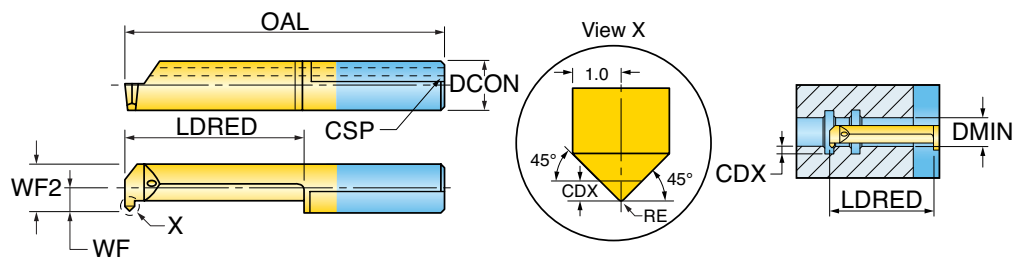
Part Number	DCON Shank Dia.	WF Functional Length	WF2 Functional Length	OAL Overall Length	LDRED Reduced Body Dia. Length	RE Corner Rad. (+/- .002")	CDX Cutting Depth Max.	DMIN Min. Bore Dia.	HAND	GRADE
MINTL07-090015D050	.276	.035	.173	.984	.394	.006	.020	.197	L	TT9030
MINTR07-090015D050	.276	.035	.173	.984	.394	.006	.020	.197	R	TT9030
MINTL07-140015D050	.276	.035	.173	1.181	.590	.006	.020	.197	L	TT9030
MINTR07-140015D050	.276	.035	.173	1.181	.590	.006	.020	.197	R	TT9030
MINTL07-190015D050	.276	.035	.173	1.378	.787	.006	.020	.197	L	TT9030
MINTR07-190015D050	.276	.035	.173	1.378	.787	.006	.020	.197	R	TT9030
MINTL07-240015D050	.276	.035	.173	1.575	.984	.006	.020	.197	L	TT9030
MINTR07-240015D050	.276	.035	.173	1.575	.984	.006	.020	.197	R	TT9030
MINTL07-290015D050	.276	.035	.173	1.772	1.181	.006	.020	.197	L	TT9030
MINTR07-290015D050	.276	.035	.173	1.772	1.181	.006	.020	.197	R	TT9030
MINTR07-340015D050	.276	.035	.173	1.969	1.378	.006	.020	.197	R	TT9030
MINTL07-140015D060	.276	.071	.209	1.181	.590	.006	.020	.236	L	TT9030
MINTR07-140015D060	.276	.071	.209	1.181	.590	.006	.020	.236	R	TT9030
MINTL07-210015D060	.276	.071	.209	1.457	.866	.006	.020	.236	L	TT9030
MINTR07-210015D060	.276	.071	.209	1.457	.866	.006	.020	.236	R	TT9030
MINTL07-240015D060	.276	.071	.209	1.575	.984	.006	.020	.236	L	TT9030
MINTR07-240015D060	.276	.071	.209	1.575	.984	.006	.020	.236	R	TT9030
MINTL07-290015D060	.276	.071	.209	1.772	1.181	.006	.020	.236	L	TT9030
MINTR07-290015D060	.276	.071	.209	1.772	1.181	.006	.020	.236	R	TT9030
MINTR07-340015D060	.276	.071	.209	1.969	1.378	.006	.020	.236	R	TT9030
MINTR07-410015D060	.276	.071	.209	2.244	1.653	.006	.020	.236	R	TT9030
MINTL07-190015D068	.276	.110	.248	1.378	.787	.006	.024	.268	L	TT9030
MINTR07-190015D068	.276	.110	.248	1.378	.787	.006	.024	.268	R	TT9030
MINTR07-240015D068	.276	.110	.248	1.575	.984	.006	.024	.268	R	TT9030
MINTL07-290015D068	.276	.110	.248	1.772	1.181	.006	.024	.268	L	TT9030
MINTR07-290015D068	.276	.110	.248	1.772	1.181	.006	.024	.268	R	TT9030
MINTL07-340015D070	.276	.110	.248	1.969	1.378	.006	.024	.276	L	TT9030
MINTR07-340015D070	.276	.110	.248	1.969	1.378	.006	.024	.276	R	TT9030
MINTR07-390015D070	.276	.110	.248	2.165	1.575	.006	.024	.276	R	TT9030
MINTR07-440015D070	.276	.110	.248	2.362	1.772	.006	.024	.276	R	TT9030
MINTR07-490015D070	.276	.110	.248	2.559	1.969	.006	.024	.276	R	TT9030

TOMICRO™ MINP - MINI CARBIDE BARS FOR INTERNAL TURNING AND PROFILING



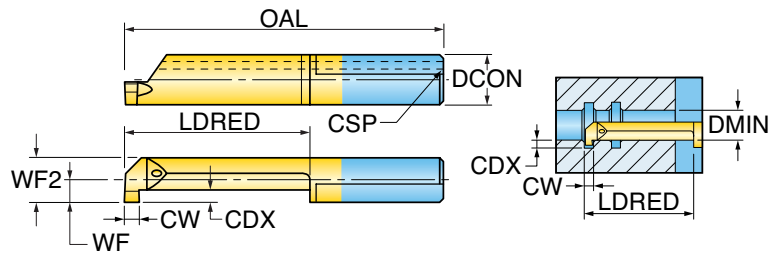
Part Number	DCON Shank Dia.	WF Functional Length	WF2 Functional Length	OAL Overall Length	LDRED Reduced Body Dia. Length	RE Corner Rad. (+/- .002")	CDX Cutting Depth Max.	DMIN Min. Bore Dia.	HAND	GRADE
MINPR04-090010D028	.157	.024	.102	1.004	.413	.004	.008	.110	R	TT9030
MINPR04-150010D028	.157	.024	.102	1.240	.650	.004	.008	.110	R	TT9030
MINPR04-090010D040	.157	.059	.138	1.004	.413	.004	.012	.157	R	TT9030
MINPR04-150010D040	.157	.059	.138	1.240	.650	.004	.012	.157	R	TT9030
MINPR07-140015D050	.276	.035	.173	1.181	.591	.006	.020	.197	R	TT9030
MINPR07-190015D050	.276	.035	.173	1.378	.787	.006	.020	.197	R	TT9030

TOMICRO™ MINC - MINI CARBIDE BARS FOR INTERNAL TURNING AND 45° CHAMFERING



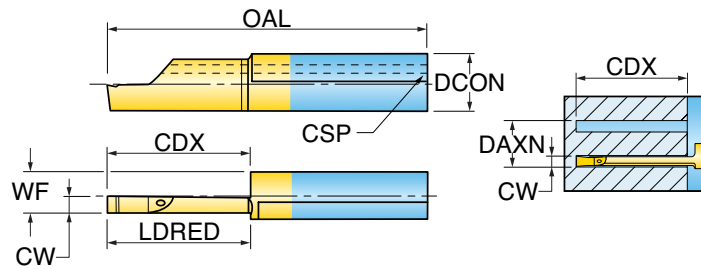
Part Number	DCON Shank Dia.	WF Functional Length	WF2 Functional Length	OAL Overall Length	LDRED Reduced Body Dia. Length	RE Corner Rad. (+/- .002")	CDX Cutting Depth Max.	DMIN Min. Bore Dia.	HAND	GRADE
MINCR07-140020D050	.276	.035	.173	1.181	.591	.008	.028	.197	R	TT9030
MINCR07-190020D050	.276	.035	.173	1.378	.787	.008	.028	.197	R	TT9030
MINCR07-190020D068	.276	.110	.248	1.378	.787	.008	.028	.268	R	TT9030

TOMICRO™ MING - MINI CARBIDE BARS FOR GROOVING AND TURNING



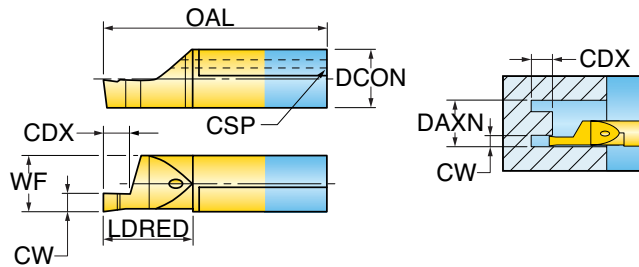
Part Number	DCON Shank Dia.	CW Cutting Width (+/- .002")	WF Functional Length	WF2 Functional Length	OAL Overall Length	LDRED Reduced Body Dia. Length	CDX Cutting Depth Max.	DMIN Min. Bore Dia.	HAND	GRADE
MINGR04-050050-D20	.157	.020	.008	.071	.827	.236	.016	.079	R	TT9030
MINGR04-100050-D20	.157	.020	.008	.071	1.024	.433	.016	.079	R	TT9030
MINGR04-050070-D30	.157	.028	.028	.106	.827	.236	.024	.118	R	TT9030
MINGR04-100070-D30	.157	.028	.028	.106	1.024	.433	.024	.118	R	TT9030
MINGR04-090100-D40	.157	.039	.059	.138	1.004	.413	.031	.157	R	TT9030
MINGR04-150100-D40	.157	.039	.059	.138	1.240	.650	.031	.157	R	TT9030
MINGR07-090100-D50	.276	.039	.035	.173	.984	.394	.039	.197	R	TT9030
MINGR07-140100-D50	.276	.039	.035	.173	1.181	.591	.039	.197	R	TT9030
MINGR07-090150-D50	.276	.059	.035	.173	.984	.394	.039	.197	R	TT9030
MINGR07-140150-D50	.276	.059	.035	.173	1.181	.591	.039	.197	R	TT9030
MINGR07-090200-D50	.276	.079	.035	.173	.984	.394	.039	.197	R	TT9030
MINGR07-190200-D50	.276	.079	.035	.173	1.378	.787	.039	.197	R	TT9030
MINGR07-090100D060	.276	.039	.071	.209	.984	.394	.071	.236	R	TT9030
MINGL07-090100D060	.276	.039	.071	.209	.984	.394	.071	.236	L	TT9030
MINGR07-140100D060	.276	.039	.071	.209	1.181	.591	.071	.236	R	TT9030
MINGR07-210100D060	.276	.039	.071	.209	1.457	.866	.071	.236	R	TT9030
MINGR07-290100D060	.276	.039	.071	.209	1.772	1.181	.071	.236	R	TT9030
MINGR07-090150D060	.276	.059	.071	.209	.984	.394	.071	.236	R	TT9030
MINGL07-090150D060	.276	.059	.071	.209	.984	.394	.071	.236	L	TT9030
MINGR07-140150D060	.276	.059	.071	.209	1.181	.591	.071	.236	R	TT9030
MINGR07-210150D060	.276	.059	.071	.209	1.457	.866	.071	.236	R	TT9030
MINGR07-240150D060	.276	.059	.071	.209	1.575	.984	.071	.236	R	TT9030
MINGR07-290150D060	.276	.059	.071	.209	1.772	1.181	.071	.236	R	TT9030
MINGR07-090200D060	.276	.079	.071	.209	.984	.394	.071	.236	R	TT9030
MINGR07-140200D060	.276	.079	.071	.209	1.181	.591	.071	.236	R	TT9030
MINGR07-210200D060	.276	.079	.071	.209	1.457	.866	.071	.236	R	TT9030
MINGR07-240200D060	.276	.079	.071	.209	1.575	.984	.071	.236	R	TT9030
MINGR07-290200D060	.276	.079	.071	.209	1.772	1.181	.071	.236	R	TT9030
MINGR07-090100D068	.276	.039	.106	.244	.984	.394	.098	.268	R	TT9030
MINGR07-140100D068	.276	.039	.106	.244	1.181	.591	.098	.268	R	TT9030
MINGR07-210100D068	.276	.039	.106	.244	1.457	.866	.098	.268	R	TT9030
MINGR07-090150D068	.276	.059	.106	.244	.984	.394	.098	.268	R	TT9030
MINGR07-140150D068	.276	.059	.106	.244	1.181	.591	.098	.268	R	TT9030
MINGR07-210150D068	.276	.059	.106	.244	1.457	.866	.098	.268	R	TT9030
MINGR07-290150D068	.276	.059	.106	.244	1.772	1.181	.098	.268	R	TT9030
MINGR07-090200D068	.276	.079	.106	.244	.984	.394	.098	.268	R	TT9030
MINGR07-140200D068	.276	.079	.106	.244	1.181	.591	.098	.268	R	TT9030
MINGL07-140200D068	.276	.079	.106	.244	1.181	.591	.098	.268	L	TT9030
MINGR07-210200D068	.276	.079	.106	.244	1.457	.866	.098	.268	R	TT9030
MINGR07-290200D068	.276	.079	.106	.244	1.772	1.142	.098	.268	R	TT9030

TOMICRO™ MINF - MINI CARBIDE BARS FOR DEEP FACE GROOVING



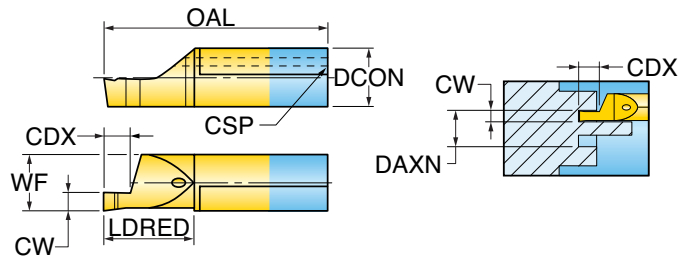
Part Number	DCON Shank Dia.	CW Cutting Width (+/- .002")	WF Functional Length	OAL Overall Length	LDRED Reduced Body Dia. Length	CDX Cutting Depth Max.	DAXN Axial Groove Outside Dia. Min.	HAND	GRADE
MINFR07-200250D150	.276	.098	.232	1.417	.827	.787	.591	R	TT9030
MINFR07-200300D150	.276	.118	.232	1.417	.827	.787	.591	R	TT9030
MINFR07-300300D150	.276	.118	.232	1.811	1.220	1.181	.591	R	TT9030

TOMICRO™ MINF - MINI CARBIDE BARS FOR FACE GROOVING



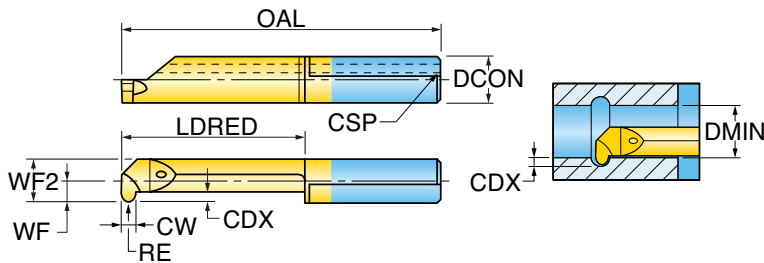
Part Number	DCON Shank Dia.	CW Cutting Width (+/- .002")	WF Functional Length	OAL Overall Length	LDRED Reduced Body Dia. Length	CDX Cutting Depth Max.	DAXN Axial Groove Outside Dia. Min.	HAND	GRADE
MINFR07-110100D060	.276	.039	.205	1.024	.433	.059	.236	R	TT9030
MINFR07-110100D080	.276	.039	.232	1.063	.472	.059	.315	R	TT9030
MINFR07-110150D060	.276	.059	.205	1.024	.433	.079	.236	R	TT9030
MINFR07-110200D060	.276	.079	.232	1.063	.472	.118	.315	R	TT9030
MINFR07-200200D080	.276	.079	.205	1.024	.433	.118	.315	R	TT9030
MINFL07-210150D080	.276	.059	.232	1.417	.827	.098	.315	L	TT9030
MINFR07-110150D080	.276	.059	.232	1.417	.866	.098	.315	R	TT9030
MINFR07-210150D080	.276	.059	.232	1.417	.866	.098	.315	R	TT9030
MINFL07-300200D080	.276	.079	.232	1.811	1.220	.118	.315	L	TT9030
MINFR07-110200D080	.276	.079	.232	1.063	.472	.118	.315	R	TT9030
MINFR07-210200D080	.276	.079	.232	1.417	.866	.118	.315	R	TT9030
MINFR07-110250D080	.276	.098	.232	1.063	.472	.138	.315	R	TT9030
MINFR07-210250D080	.276	.098	.232	1.417	.866	.138	.315	R	TT9030
MINFR07-110300D080	.276	.118	.232	1.063	.472	.138	.315	R	TT9030
MINFR07-210300D080	.276	.118	.232	1.417	.866	.138	.315	R	TT9030
MINFR07-300300D080	.276	.118	.232	1.811	1.220	.138	.315	R	TT9030

TOMICRO™ MINS - MINI CARBIDE BARS FOR SHAFT GROOVING



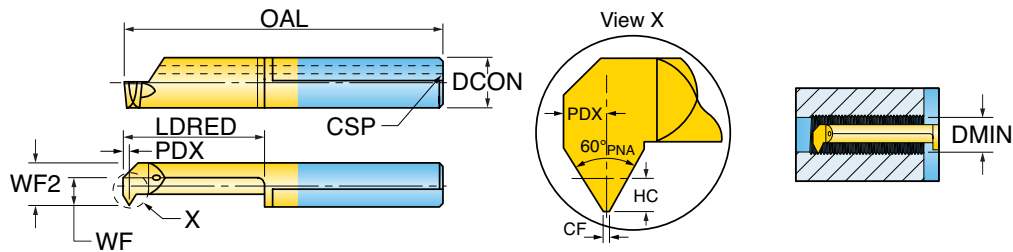
Part Number	DCON Shank Dia.	CW Cutting Width (+/- .002")	WF Functional Length	OAL Overall Length	LDRED Reduced Body Dia. Length	CDX Cutting Depth Max.	DAXN Axial Groove Outside Dia. Min.	HAND	GRADE
MINSR07-200200D060	.276	.079	.205	1.417	.827	.157	.236	R	TT9030

TOMICRO™ MINR - MINI CARBIDE BARS, FULL RADIUS FOR INTERNAL BORING AND PROFILING



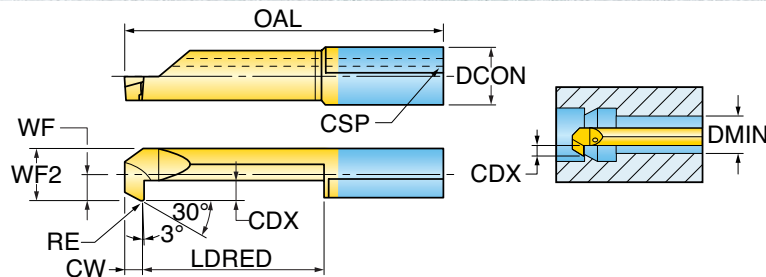
Part Number	DCON Shank Dia.	CW Cutting Width (+/- .002")	WF Functional Length	WF2 Functional Length	OAL Overall Length	LDRED Reduced Body Dia. Length	RE Corner Radius	CDX Cutting Depth Max.	DMIN Min. Bore Dia.	HAND	GRADE
MINRR07-190050D050	.276	.039	.035	.173	1.378	.787	.020	.039	.197	R	TT9030
MINRR07-240050D060	.276	.039	.071	.209	1.575	.984	.020	.071	.236	R	TT9030
MINRR07-290050D068	.276	.039	.110	.248	1.772	1.181	.020	.098	.268	R	TT9030

TOMICRO™ MINI - MINI CARBIDE BARS FOR ISO FULL PROFILE INTERNAL THREAD TURNING



Part Number	DCON Shank Dia.	TPIX Thread Per Inch Max.	TPX Thread Pitch Max.	HC Thread Height Actual	CF Spot Chamfer (+.000-.001")	PDX Profile Distance Ex.	WF Functional Length	WF2 Functional Length	WB Body Width	OAL Overall Length	LDRED Reduced Body Dia. Length	DMIN Min. Bore Dia.	GRADE
MINIR04-140050D040	.157	48	.50	.012	.002	.014	.059	.138	.130	1.181	.591	.157	TT9030
MINIR07-140050D050	.276	48	.50	.012	.002	.014	.035	.173	.130	1.181	.591	.197	TT9030
MINIR07-140075D050	.276	32	.75	.016	.004	.018	.035	.173	.130	1.181	.591	.197	TT9030
MINIR07-140100D048	.276	24	1.00	.024	.005	.022	.035	.173	.130	1.181	.591	.189	TT9030
MINIR07-140100D060	.276	24	1.00	.024	.005	.022	.071	.209	.130	1.181	.591	.236	TT9030
MINIR07-140125D060	.276	20	1.25	.028	.006	.026	.071	.209	.130	1.181	.591	.236	TT9030
MINIR07-140150D060	.276	16	1.50	.031	.007	.030	.071	.209	.130	1.181	.591	.236	TT9030
MINIR07-140150D070	.276	16	1.50	.031	.007	.030	.110	.248	.130	1.181	.591	.276	TT9030

TOMICRO™ MINB - MINI CARBIDE BARS FOR INTERNAL BACK TURNING



Part Number	DCON Shank Dia.	CW Cutting Width	WF Functional Length	WF2 Functional Length	OAL Overall Length	LDRED Reduced Body Dia. Length	RE Corner Rad. (+/- .002")	CDX Cutting Depth Max.	DMIN Min. Bore Dia.	HAND	GRADE
MINBR04-140020D030	.157	.059	.024	.102	1.181	.591	.008	.020	.118	R	TT9030
MINBR04-190020D030	.157	.059	.024	.102	1.378	.787	.008	.020	.118	R	TT9030
MINBR04-140015D040	.157	.059	.059	.138	1.181	.591	.006	.031	.157	R	TT9030
MINBR04-240015D040	.157	.059	.059	.138	1.575	.984	.006	.031	.157	R	TT9030
MINBR07-190020D050	.276	.059	.035	.173	1.378	.787	.008	.039	.197	R	TT9030
MINBR07-290020D050	.276	.059	.035	.173	1.772	1.181	.008	.039	.197	R	TT9030
MINBR07-190020D060	.276	.059	.071	.209	1.378	.787	.008	.071	.236	R	TT9030
MINBR07-290020D060	.276	.059	.071	.209	1.772	1.181	.008	.071	.236	R	TT9030
MINBR07-190020D070	.276	.059	.110	.248	1.378	.787	.008	.098	.276	R	TT9030
MINBR07-290020D070	.276	.059	.110	.248	1.772	1.181	.008	.098	.276	R	TT9030