



**TECHNICAL INFORMATION**

**PNCU08-W Wiper Orientation**




Wiper inserts have 2 indexes and should be oriented as shown above.

**PNCU08-W Wiper Position**



When placing one wiper insert (in one pocket), the long wiper flat is .0015" higher than the other inserts (in other pockets).

**DM2Q Seat Orientation**



Seats offer pocket protection. They are to be placed in the pocket (under the insert) as shown above.