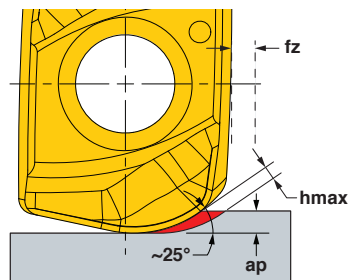


HIPOSSPEED[™] 05

OPERATING GUIDELINES: HI-FEED (UNKT)



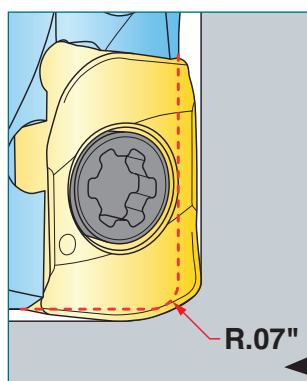
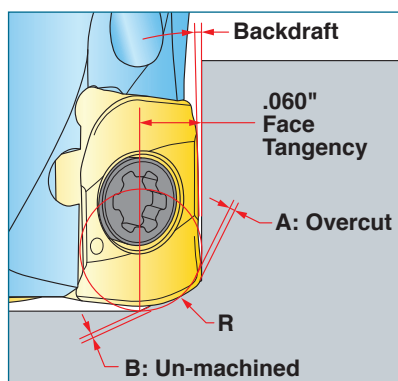
Chip Thinning

*Chip Thinning Calculator is recommended to ensure hmax is within range.

Materials				Vc Cutting Speed SFM	fz Feed/Tooth (inch)	ap Axial Depth of Cut (inch)	hmax* Chip Thickness (inch)	Harder Tougher			Coolant
ISO	Mat'l Group #VDI 3323	Type	Examples					IN2504	IN2505	IN2530	
P	1 thru 5	Non-alloy Steel	1018, A36, 1045, A572, 1070	400-1000	.012-.025	.008-.016	.003-.009	1	2	No	
	6 thru 9	Low-alloy Steel	4140, 4340, P20, 8620, 300M	350-700							
	10, 11	High-alloy Steel	H13, A2, D2, M2, T1	300-600							
M	12 thru 13	Stainless Steel (Ferritic & Martensitic)	410, 416, 440	350-600	.012-.020	.008-.016	.003-.008	2	1	Yes	May not be required at high speeds
	14	Stainless Steel (Austenitic)	303, 304, 316, 15-5, 17-4	300-550							
K	15 thru 16	Gray Cast Iron	CLS. 20, 30, 45	500-1000	.012-.025	.008-.016	.003-.009	1	2	No	
	17 thru 20	Nodular Cast Iron	60-40-18, 100-70-03	400-800							
S	31 thru 35	High-Temp Alloys	Inconel, Hastelloy, Nimonic, Monel	65-150	.012-.020	.008-.016	.003-.009	2	1	Yes	
	36 thru 37	Titanium Alloys	6Al-4V, 5Al-5Mo-5V-3Cr	85-200							
H	38 thru 39	Hardened Steel >48	A2, O1, D2	130-250	.012-.018	.008-.012	.003-.007	1	2	No	

Note: Feed and speed recommendations are starting operating parameters. They are only guidelines from which further optimization should take place. Operating parameters are influenced by many machining variables. These variables may cause for reductions in feeds and speed or dramatic increases. Additionally, DOC and WOC may need to be revised to optimize the tools performance.

HIPOSSPEED[™] 05 PROGRAMMING DATA (UNKT05)



Insert	R Program	A Overcut	B Un-machined
UNKT05	.030	0	.010
	.035	0	.007
	.040	.001	.005

A programmed radius of .030" is recommended.

When using the Hi-Feed insert, modify the body corner to R.07".