

New Product Announcement

NEW-395-1 • 5/2024
Page 1/29

TURNING

TMODULAR™

Square Shanks (External)

Inch: .75, 1.00, 1.25, 1.50"
Metric: 20, 25, 32, 40 mm

Round Bars (Internal)

Inch: Ø .625-2.500"
Metric: Ø 16-60 mm

C-Adapter Bar Sizes

C4, C5, C6

C-Adapter Bar Diameters

16, 20, 25, 32, 40 mm

C-Adapter Bar Lengths

Steel: 2.5xD, 3xD, 4xD
Carbide Core: 5xD

Head/Insert Styles

Positive:

- » CCMT 21.5/32.5/43
- » DCMT 21.5/32.5
- NEW** » **TCMT 21.5/32.5**
- » VBMT 22/33

Negative:

- NEW** » **CNMG 43** » DNMG 3.53.5
- » CNMX 2.22 » DNMX 2.22
- » CNMX 43.5 » VNMX 2.53
- NEW** » **DNMG 43** » WNMX 2.22

Y-Axis Turning:

- NEW** » **TNMV**
- » **ZNMV-BF**

ID Grooving:

- » **TTIR 2-6**

ID Threading:

- » 16IR/22IR

Heads (All)

With or without CoolBurst
(high pressure thru coolant)



External and Internal Modular Shanks for Various Turning Applications

- » Modular system with excellent stability.
- » Featuring 7 new head styles including Y-axis heads for mill-turn applications.
- » New 4xD round shank bars.
- » New square shank holders.
- » New C-Adapter shank holders.



Round Bar

Square Shank

C-Adapter

Compatible with
TABSORBER™
anti-vibration bars

See it in action! »



WINSPEED™
ADVANCED MACHINING

Line of Modular Shanks With Changeable Heads for Various Turning Operations

Ingersoll has introduced a new modular-type-head for changeable holders that is compatible with both external and internal turning applications. The line is available in three modular types: round bar for internal machining, square shank for external machining, and a C-adapter for internal, external and Y-axis machining. Additionally, the current **TModular** head can be mounted to **TModular** shanks, thereby widening the range of applications even further.

The **TModular's** Y-axis turning head provides excellent machining stability and a dramatic productivity increase. The new Y-axis head also demonstrates high performance machining due to its compatibility with Ingersoll's TNMV and ZNMV insert lines.

Head Changeable TModular Shanks

ROUND BAR	SQUARE SHANK	C-ADAPTER
 <p style="text-align: center;">NEW</p> <p style="text-align: center;">TMODULAR[™] DTA</p>	 <p style="text-align: center;">NEW</p> <p style="text-align: center;">TMODULAR[™] DTA</p>	 <p style="text-align: center;">NEW</p> <p style="text-align: center;">TMODULAR[™] C...DTA</p>



DTA Round Bar Features

- Round type modular shank for internal turning.
- Compatible with TModular heads.
- Available shank sizes: Ø .625, .750, 1.00, 1.25, 1.50, 2.00, 2.50";
Ø 16, 20, 25, 32, 40, 50, 60 mm
- One holder for both right and left handed machining.

DTA-D1.00-4D-E

1 2 3 4

- | | |
|--|--|
| 1. TModular connection | 3. Shank lengths:
4xD, 7xD, 10xD, 12xD, 14xD |
| 2. Round shank sizes:
• Inch - Ø .625, .75, 1.00,
1.25, 1.50, 2.00, 2.50"
• Metric - Ø 16, 20, 25,
32, 40, 50, 60 mm | 4. Shank material and
coolant hole:
E: steel; internal supply type
C: carbide; internal supply type |


DTA Square Shank Features

- Square type modular shank for external turning.
- Compatible with TModular heads.
- Available shank sizes: Ø .75, 1.00, 1.25, 1.50";
Ø 20x20, 25x25, 32x32, 40x40 mm.
- One holder for both right and left handed machining.

DTA-16N-D25-TB

1 2 3 4 5

- | | |
|--|---|
| 1. TModular connection | 3. Hand type (N: neutral) |
| 2. Square shank sizes:
• Inch - 1/16" increments
(Ex. 16N = 16/16 or 1.00")
• Metric - Height X width
(Ex. 2525N = 25 X 25 mm) | 4. Head connection sizes:
Ø 20, 25, 32, 40, mm |
| | 5. CoolBurst
(high pressure thru coolant) |



C...DTA C-Adapter Bar Features

- C-ADAPTER type modular shank for external, internal and Y-axis turning.
- Compatible with existing TModular heads and the new Y-axis turning heads.
- Available shank diameter sizes: Ø 16, 20, 25, 32, 40 mm.
- One holder for both right and left handed machining.

C6-DTA-25E-5D

1 2 3 4 5

1. C-Adapter size

2. TModular connection

3. C-Adapter shank sizes:
Ø 16, 20, 25, 32, 40 mm

4. Shank material types:
A: Steel, E: Carbide core

5. Tool lengths:
2.5xBD, 3xBD, 4xBD, 5xBD

DTC Head Features

- A variety of types for internal, external, grooving, and threading operations.
- Compatible with TModular shanks.
- Available head sizes: Ø 16, 20, 25, 32, 40 mm.
- Right and left hand options available.

DTC-D25-SCLCR-09


1 2 3 4

1. TModular head

















2. Head connection sizes:
Ø 16, 20, 25, 32, 40 mm


3. Head type (same as standard boring bars)

4. Insert IC size (ISO)




Heads by Application

For external and internal turning					
 TMODULAR DTC-D__HCLNR/L	 TMODULAR DTC-D__HDUNR/L	 TMODULAR DTC-D__HVUNR/L	 TMODULAR DTC-D__SCLCR/L	 TMODULAR DTC-D__SCLNR/L	 TMODULAR DTC-D__SDUCR/L
 TMODULAR DTC-D__SDUNR/L	 TMODULAR DTC-D__STFCR/L	 TMODULAR DTC-D__SVUBR/L	 TMODULAR DTC-D__SWLNR/L	 TMODULAR DTC-D__TCLNR/L	 TMODULAR DTC-D__TDUNR/L
For threading	For grooving	NEW For Y-axis turning			
 TMODULAR DTC-D__SIR/L	 TMODULAR DTC-D__TTIR/L	 TMODULAR DTC-D__Y-TTXNN	 TMODULAR DTC-D__Y-TZXNN		



DTC-D__Y Head Features

- Y-axis turning heads
 - High rigidity head design enables excellent machining stability.

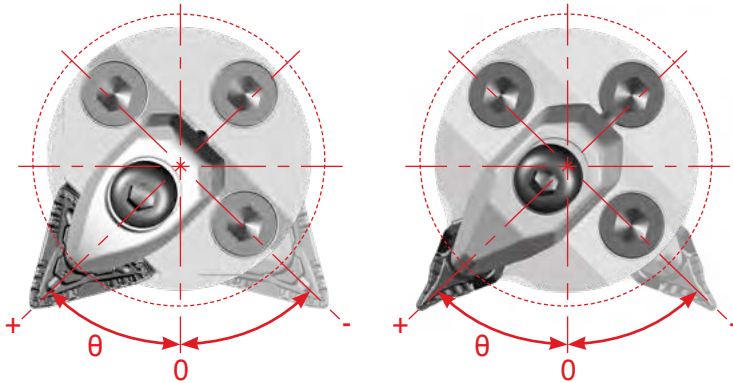


- Excellent chip evacuation design minimizes workpiece damage by chips. Y-axis turning means chips fall to the ground thus avoiding collision with the workpiece.



DTC-D__Y Head Features (continued)

- Compatible with the TNMV and ZNMV-BF high productivity insert lines.
- Maximize productivity by applying one tool to all turning applications.



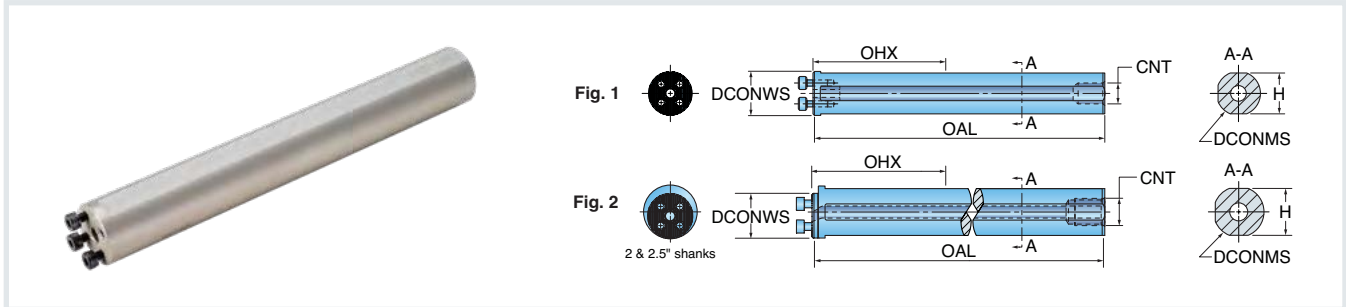
Various Applications

TNMV inserts and Y-TTXNN holder	Hi-feed backward turning $\theta = 45^\circ$	Profiling $\theta = 45 \sim -45^\circ$	Forward turning $\theta = 45^\circ$	Forward facing $\theta = 45^\circ$
ZNMV inserts and Y-TZXNN holder	Hi-feed backward turning $\theta = 45^\circ$	Undercutting $\theta = 45^\circ$	Grooving and turning $\theta = 0^\circ$	Forward turning $\theta = 20^\circ$






4xD • Series DTA-D__

MODULAR BARS



Part Number	DCONMS Connection Dia. Machine Side	DCONWS Connection Dia. Workpiece Side	OAL Overall Length	OHX Maximum Overhang	H Shank Height	CNT Coolant Entry Thread Size	Fig.	BMC* Body Material Code
INCH								
DTA-D.625-4D-C	.625	16.00 mm	4.21	1.70	.574	3/8-16 UNC-2B	1	Steel
DTA-D.750-4D-C	.750	20.00 mm	5.23	2.30	.677	3/8-24 UNF-2B	1	Steel
DTA-D1.00-4D-C	1.000	25.00 mm	7.20	3.10	.921	1/2-20 UNF-2B	1	Steel
DTA-D1.25-4D-C	1.250	32.00 mm	8.74	3.80	1.142	1/2-20 UNF-2B	1	Steel
DTA-D1.50-4D-C	1.500	40.00 mm	10.75	4.50	1.339	1/2-20 UNF-2B	1	Steel
DTA-D2.00-4D-C	2.000	40.00 mm	14.72	6.50	1.811	1/2-20 UNF-2B	2	Steel
DTA-D2.50-4D-C	2.500	40.00 mm	18.74	8.50	2.283	1/2-20 UNF-2B	2	Steel

Hardware

Part Number	 Screw	 Wrench	 Seal
DTA-D.625-4D-C	SRM3X10DIN912	L-W2.5	PL062
DTA-D.750-4D-C	SRM3.5XL10-D5.5	L-W2.5	PL075
DTA-D1.00-4D-C	SRM4X12DIN912	L-W3	PL100
DTA-D1.25-4D-C	SRM5X12DIN912	L-W4	PL125
DTA-D1.50-4D-C	SRM6X16DIN912	L-W5	PL150
DTA-D2.00-4D-C	SRM6X16DIN912	L-W5	PL40
DTA-D2.50-4D-C	SRM6X16DIN912	L-W5	PL40

TABSORBER

COMPATIBLE

SCAN/CLICK/TAP

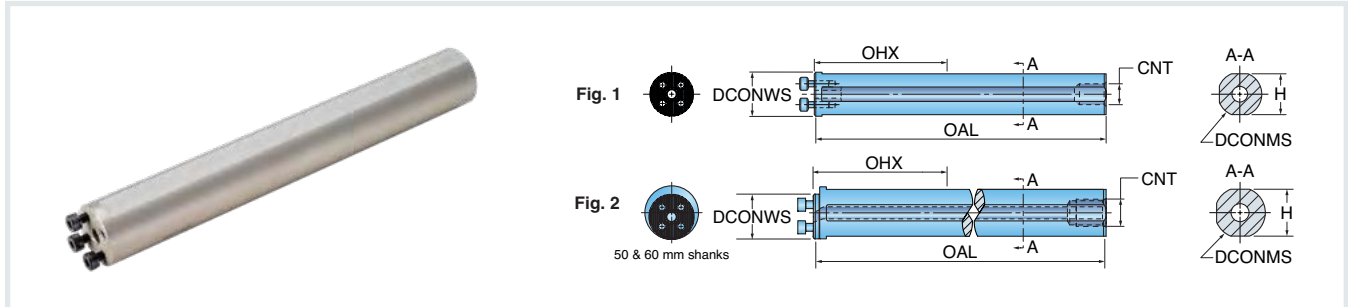
to view longer anti-vibration bars:








4xD • Series DTA-D__

MODULAR BARS



Part Number	DCONMS Connection Dia. Machine Side	DCONWS Connection Dia. Workpiece Side	OAL Overall Length	OHX Maximum Overhang	H Shank Height	CNT Coolant Entry Thread Size	Fig.	BMC* Body Material Code
METRIC								
DTA-D16-4D-C	16.00 mm	16.00 mm	105.0 mm	44.00 mm	15.00 mm	3/8-16 UNC-2B	1	Steel
DTA-D20-4D-C	20.00 mm	20.00 mm	140.0 mm	60.00 mm	18.00 mm	3/8-24 UNF-2B	1	Steel
DTA-D25-4D-C	25.00 mm	25.00 mm	200.0 mm	80.00 mm	23.00 mm	1/2-20 UNF-2B	1	Steel
DTA-D32-4D-C	32.00 mm	32.00 mm	218.0 mm	96.00 mm	29.00 mm	1/2-20 UNF-2B	1	Steel
DTA-D40-4D-C	40.00 mm	40.00 mm	283.0 mm	128.00 mm	36.00 mm	1/2-20 UNF-2B	1	Steel
DTA-D50-4D-C	50.00 mm	40.00 mm	368.0 mm	168.00 mm	46.00 mm	1/2-20 UNF-2B	2	Steel
DTA-D60-4D-C	60.00 mm	40.00 mm	468.0 mm	208.00 mm	57.00 mm	1/2-20 UNF-2B	2	Steel

Hardware


Part Number	 Screw	 Wrench	 Seal
DTA-D16-4D-C	SRM3X10DIN912	L-W2.5	PL16
DTA-D20-4D-C	SRM3.5XL10-D5.5	L-W2.5	PL20
DTA-D25-4D-C	SRM4X12DIN912	L-W3	PL25
DTA-D32-4D-C	SRM5X12DIN912	L-W4	PL32
DTA-D40-4D-C	SRM6X16DIN912	L-W5	PL40
DTA-D50-4D-C	SRM6X16DIN912	L-W5	PL40
DTA-D60-4D-C	SRM6X16DIN912	L-W5	PL40

TABSORBER™

COMPATIBLE

SCAN/CLICK/TAP

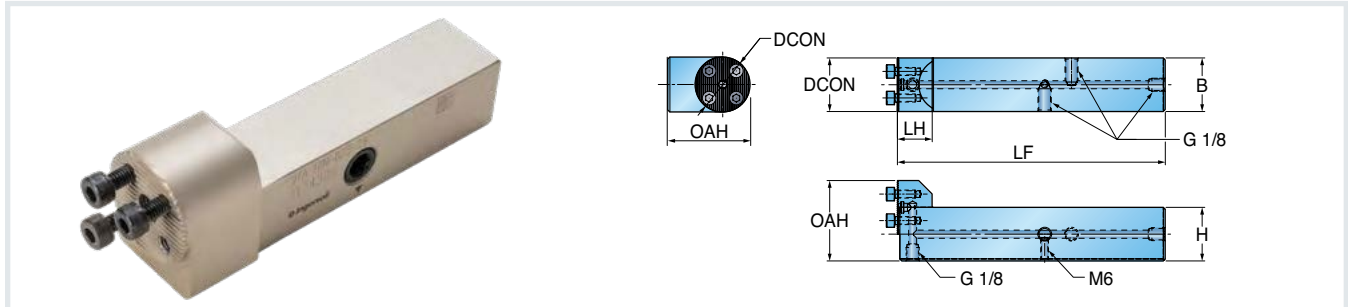
to view longer anti-vibration bars:









Series DTA-__N

MODULAR SQUARE SHANKS WITH HIGH PRESSURE COOLANT



Part Number	H Shank Height	B Shank Width	OAH Overall Height	LF Functional Length	LH Head Length	DCON Connection Diameter (mm)
INCH						
DTA-12N-D20-TB	.750	.750	1.146	3.622	.827	20 mm
DTA-12N-D25-TB	.750	.750	1.244	3.622	.827	25 mm
DTA-12N-D32-TB	.750	.750	1.382	3.622	.827	32 mm
DTA-16N-D25-TB	1.000	1.000	1.492	4.213	.827	25 mm
DTA-16N-D32-TB	1.000	1.000	1.630	4.213	.827	32 mm
DTA-16N-D40-TB	1.000	1.000	1.787	4.213	.827	40 mm
DTA-20N-D32-TB	1.250	1.250	1.882	5.984	.827	32 mm
DTA-20N-D40-TB	1.250	1.250	2.039	5.984	1.024	40 mm
DTA-24N-D40-TB	1.500	1.500	2.287	7.874	1.024	40 mm

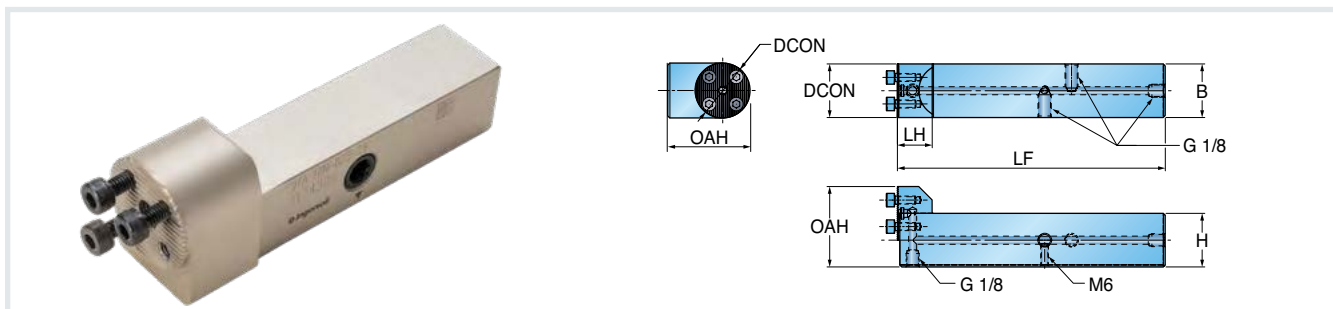
Hardware

Part Number	 Screw	 Plug	 Plug	 Hex Driver
DTA-12N-D20-TB	SH M3.5X0.6X10	RSS M6	PLG G1/8-L6.5	L-W2.5
DTA-12N-D25-TB	SH M4X0.7X12	RSS M6	PLG G1/8-L6.5	L-W3
DTA-12N-D32-TB	SH M5X0.8X12	RSS M6	PLG G1/8-L6.5	L-W4
DTA-16N-D25-TB	SH M4X0.7X12	RSS M6	PLG G1/8-L6.5	L-W3
DTA-16N-D32-TB	SH M5X0.8X12	RSS M6	PLG G1/8-L6.5	L-W4
DTA-16N-D40-TB	SH M6X1X16	RSS M6	PLG G1/8-L6.5	L-W5
DTA-20N-D32-TB	SH M5X0.8X12	-	PLG G1/8-L6.5	L-W4
DTA-20N-D40-TB	SH M6X1X16	-	PLG G1/8-L6.5	L-W5
DTA-24N-D40-TB	SH M6X1X16	-	PLG G1/8-L6.5	L-W5







Series DTA-__N

MODULAR SQUARE SHANKS WITH HIGH PRESSURE COOLANT



Part Number	H Shank Height	B Shank Width	OAH Overall Height	LF Functional Length	LH Head Length	DCON Connection Diameter
METRIC						
DTA-2020N-D20-TB	20 mm	20 mm	30.0 mm	92 mm	21 mm	20 mm
DTA-2020N-D25-TB	20 mm	20 mm	32.5 mm	92 mm	21 mm	25 mm
DTA-2020N-D32-TB	20 mm	20 mm	36.0 mm	92 mm	21 mm	32 mm
DTA-2525N-D25-TB	25 mm	25 mm	37.5 mm	107 mm	21 mm	25 mm
DTA-2525N-D32-TB	25 mm	25 mm	41.0 mm	107 mm	21 mm	32 mm
DTA-2525N-D40-TB	25 mm	25 mm	45.0 mm	107 mm	21 mm	40 mm
DTA-3232N-D32-TB	32 mm	32 mm	48.0 mm	152 mm	21 mm	32 mm
DTA-3232N-D40-TB	32 mm	32 mm	52.0 mm	152 mm	26 mm	40 mm
DTA-4040N-D40-TB	40 mm	40 mm	60.0 mm	200 mm	26 mm	40 mm

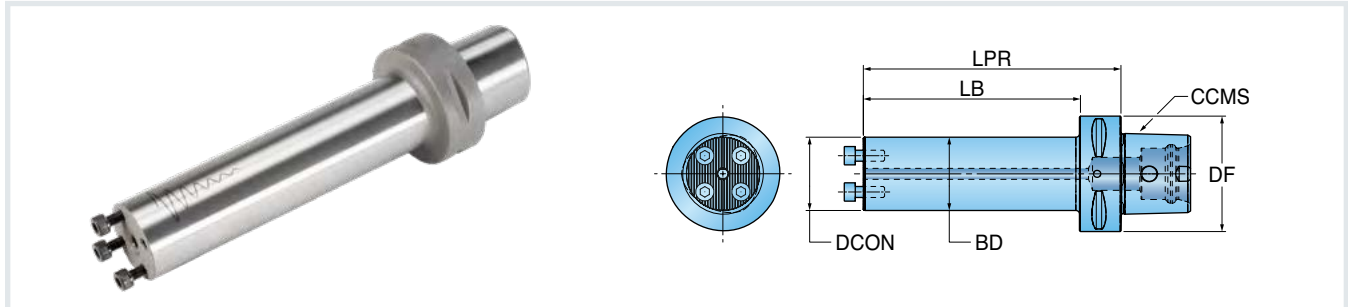
Hardware

Part Number	 Screw	 Plug	 Plug	 Hex Driver
DTA-12N-D20-TB	SH M3.5X0.6X10	RSS M6	PLG G1/8-L6.5	L-W2.5
DTA-12N-D25-TB	SH M4X0.7X12	RSS M6	PLG G1/8-L6.5	L-W3
DTA-12N-D32-TB	SH M5X0.8X12	RSS M6	PLG G1/8-L6.5	L-W4
DTA-16N-D25-TB	SH M4X0.7X12	RSS M6	PLG G1/8-L6.5	L-W3
DTA-16N-D32-TB	SH M5X0.8X12	RSS M6	PLG G1/8-L6.5	L-W4
DTA-16N-D40-TB	SH M6X1X16	RSS M6	PLG G1/8-L6.5	L-W5
DTA-20N-D32-TB	SH M5X0.8X12	-	PLG G1/8-L6.5	L-W4
DTA-20N-D40-TB	SH M6X1X16	-	PLG G1/8-L6.5	L-W5
DTA-24N-D40-TB	SH M6X1X16	-	PLG G1/8-L6.5	L-W5



Series C_-DTA

MODULAR C-ADAPTER BARS WITH HIGH PRESSURE COOLANT





Part Number	CCMS Connection Code Machine Side	DCON ⁽¹⁾ Connection Diameter	LPR Protruding Length	LB Body Length	BD Body Diameter	DF Flange Diameter	BMC ⁽²⁾ Body Material Code
METRIC							
C4-DTA-16A-2.5D	C4	16 mm	40 mm	20 mm	16 mm	40 mm	S
C4-DTA-20A-2.5D	C4	20 mm	50 mm	30 mm	20 mm	40 mm	S
C4-DTA-25A-2.5D	C4	25 mm	55 mm	35 mm	25 mm	40 mm	S
C4-DTA-32A-2.5D	C4	32 mm	75 mm	55 mm	32 mm	40 mm	S
C4-DTA-40A-3D	C4	40 mm	80 mm	80 mm	40 mm	40 mm	S
C5-DTA-16A-2.5D	C5	16 mm	40 mm	20 mm	16 mm	50 mm	S
C5-DTA-20A-2.5D	C5	20 mm	50 mm	30 mm	20 mm	50 mm	S
C5-DTA-25A-2.5D	C5	25 mm	55 mm	35 mm	25 mm	50 mm	S
C5-DTA-32A-2.5D	C5	32 mm	75 mm	55 mm	32 mm	50 mm	S
C5-DTA-40A-3D	C5	40 mm	100 mm	80 mm	40 mm	50 mm	S
C6-DTA-16A-2.5D	C6	16 mm	40 mm	18 mm	16 mm	63 mm	S
C6-DTA-16E-5D	C6	16 mm	80 mm	58 mm	16 mm	63 mm	H
C6-DTA-20A-2.5D	C6	20 mm	50 mm	28 mm	20 mm	63 mm	S
C6-DTA-20E-5D	C6	20 mm	100 mm	27 mm	20 mm	63 mm	H
C6-DTA-25A-2.5D	C6	25 mm	65 mm	43 mm	25 mm	63 mm	S
C6-DTA-25E-5D	C6	25 mm	115 mm	93 mm	25 mm	63 mm	H
C6-DTA-32A-3D	C6	32 mm	90 mm	68 mm	32 mm	63 mm	S
C6-DTA-32A-4D	C6	32 mm	125 mm	103 mm	32 mm	63 mm	S
C6-DTA-32E-5D	C6	32 mm	150 mm	128 mm	32 mm	63 mm	H
C6-DTA-40A-3D	C6	40 mm	100 mm	78 mm	40 mm	63 mm	S
C6-DTA-40A-4D	C6	40 mm	140 mm	118 mm	40 mm	63 mm	S
C6-DTA-40E-5D	C6	40 mm	185 mm	163 mm	40 mm	63 mm	H

(1) DCON dimension of bar must match DCONMS dimension of head

(2) S = steel body, H = carbide core

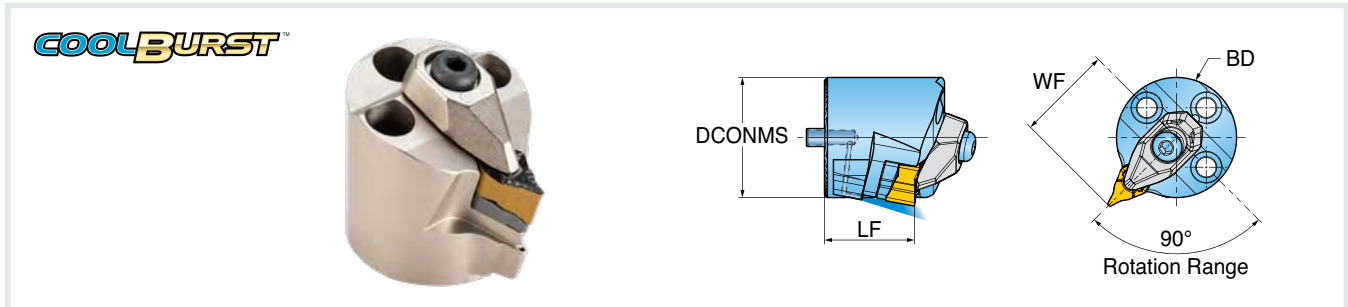
Hardware

Part Number	 Screw	 Hex Driver
C_-DT16...	SHM3X0.5X10	L-W2.5
C_-DT20...	SHM3.5X0.6X10	L-W2.5
C_-DT25...	SHM4X0.7X12	L-W3
C_-DT32...	SHM5X0.8X12	L-W4
C_-DT40...	SHM6X1X16	L-W5



Series DTC-TZXNN-TB

Y-AXIS TURNING HEADS (ZNMV_Y-BF INSERT) W/ HIGH PRESSURE COOLANT



Approach Angle	Part Number	DCONMS Connection Dia. Machine Side	LF Functional Length	WF Functional Width	BD Body Diameter	Insert*
METRIC						
	DTC-TZXNN-1410-TB	40 mm	30 mm	32 mm	40 mm	ZNMV 3.36.3...Y-BF

* Use only ZNMV 3.36.3...Y-BF inserts

Hardware

Part Number							
	Clamp	Clamp Screw	Clamp Spring	Shim	Shim Screw	Hex Driver	Torx Driver
DTC-TZ...3.36.3-TB	DLM 3.3Z-NV	DLS 5	DSP 5	TSZ 140310	TS 35083I/HG	L-W 4	T 10



Series DTC-TTXNN-TB

Y-AXIS TURNING HEADS (TNMV INSERT) W/ HIGH PRESSURE COOLANT



Approach Angle	Part Number	DCONMS Connection Dia. Machine Side	LF Functional Length	WF Functional Width	BD Body Diameter	Insert
METRIC						
	DTC-TTXNN-2109-TB	40 mm	30 mm	32 mm	40 mm	TNMV 3.95.7...

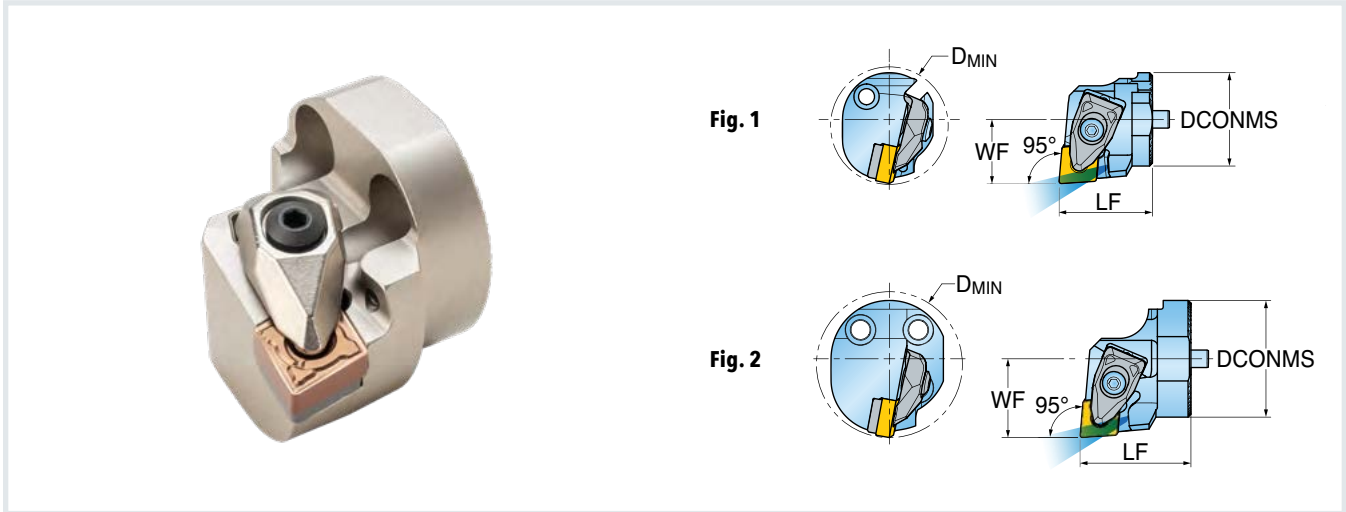
Hardware

Part Number							
	Clamp	Clamp Screw	Clamp Spring	Shim	Shim Screw	Hex Driver	Torx Driver
DTC-TT...3.95.7-TB	DLM4.4T-NV	DLS 5	DSP 5	TSTV 210510	TS 35083I/HG	L-W 4	T 10



Series DTC-D__TCLNR/L **NEW**

T-TYPE CLAMPING BORING HEADS (NEGATIVE CN_G INSERTS)



Approach Angle	Part Number	DCONMS Connection Dia. Machine Side	LF Functional Length	WF Functional Width	DMIN Minimum Bore Dia.	Fig.	Insert
INCH							
<p>95°</p>	DTC-D32-TCLNL-12	32.00 mm	1.260	.866	1.575	1	CN_G43...
	DTC-D32-TCLNR-12	32.00 mm	1.260	.866	1.575	1	
	DTC-D40-TCLNL-12	40.00 mm	1.496	1.063	1.968	2	
	DTC-D40-TCLNR-12	40.00 mm	1.496	1.063	1.968	2	

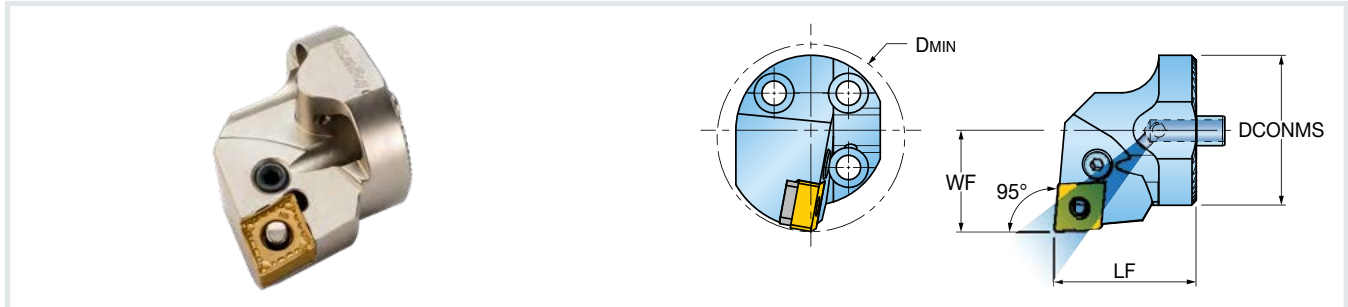
Hardware

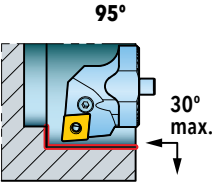

Part Number								
	Clamp	Clamp Screw	Clamp Spring	Shim	Shim Screw	Coolant Plug	Driver for Shim Screw	Wrench for Clamp Screw
DTC-D32-TCLNR/L-12	DLM4	DLS4	DSP4	LSC42	SM50-107-10	SS-M4X0.7X4-NL	DS-T20F	L-W3
DTC-D40-TCLNR/L-12	DLM4	DLS4	DSP4	LSC42	SM50-107-10	SS-M4X0.7X4-NL	DS-T20F	L-W3



Series DTC-HCLNR







HOOK LEVER TYPE BORING HEADS (NEGATIVE CNMX INSERTS)



Approach Angle	Part Number	DCONMS Connection Dia. Machine Side	LF Functional Length	WF Functional Width	DMIN Minimum Bore Dia.	Insert
INCH						
95° 	✓ DTC-D40-HCLNR-1205	1.575	1.496	1.063	1.968	CNMX43.5...
30° max. 						

✓ Marked: for GoldDuty insert

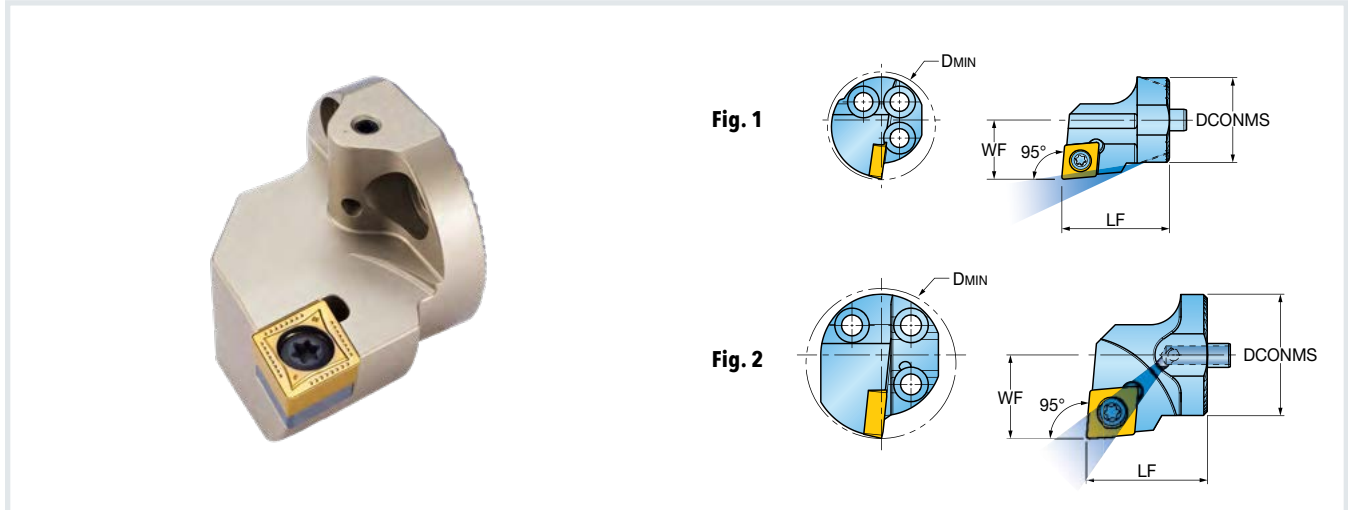
Hardware

Part Number	 Lever	 Lever Screw	 Shim	 Shim Pin	 Shim Pin Punch	 Wrench
DTC-D40-HCLNR-1205	LCL 12-NX	LCS 5	LSC 42-NXS	LSP 4	SPP 3-4	L-W 3



Series DTC-SCLCR/L

SCREW TYPE BORING HEADS (POSITIVE CC_T INSERTS)



Approach Angle	Part Number	DCONMS Connection Dia. Machine Side	LF Functional Length	WF Functional Width	DMIN Minimum Bore Dia.	Fig.	Insert
INCH							
95° 	DTC-D16-SCLCR/L-06	.630	.787	.433	.787	1	CC_T 21.5...
	DTC-D20-SCLCR/L-09	.787	.787	.512	.984	2	CC_T 32.5...
	DTC-D25-SCLCR/L-09	.984	.787	.664	1.260	2	
	DTC-D32-SCLCR/L-12	1.260	1.260	.866	1.575	2	CC_T 43...
	DTC-D40-SCLCR/L-12	1.575	1.496	1.063	1.968	2	

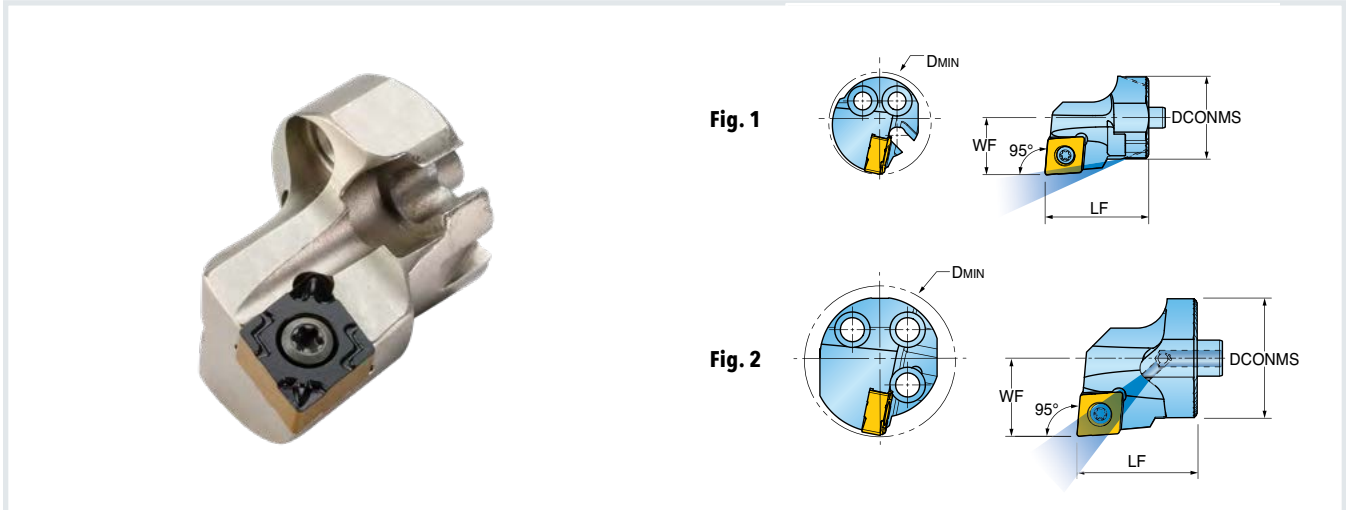
Hardware

Part Number	Screw	Shim	Shim Screw	Wrench	Wrench
DTC-D16-SCLCR/L-06	SO 250651	-	-	T 7	-
DTC-D20-SCLCR/L-09	SO 350801	-	-	T 15	-
DTC-D25-SCLCR/L-09	SO 350801	-	-	T 15	-
DTC-D32-SCLCR/L-12	SO 451001	-	-	T 20	-
DTC-D40-SCLCR/L-12	SO 451301	SSC 43N	SO 601055	T 20	L-W 5



Series DTC-SCLNR/L

SCREW TYPE BORING HEADS (NEGATIVE CNMX INSERTS)



Approach Angle	Part Number	DCONMS Connection Dia. Machine Side	LF Functional Length	WF Functional Width	DMIN Minimum Bore Dia.	Fig.	Insert
INCH							
<p>95°</p>	✓ DTC-D16-SCLNR/L-0703	.630	.787	.433	.787	1	CN_X 2.22...
	✓ DTC-D20-SCLNR/L-0703	.787	.787	.512	.984	2	

✓ Marked: for RhinoTurnM insert

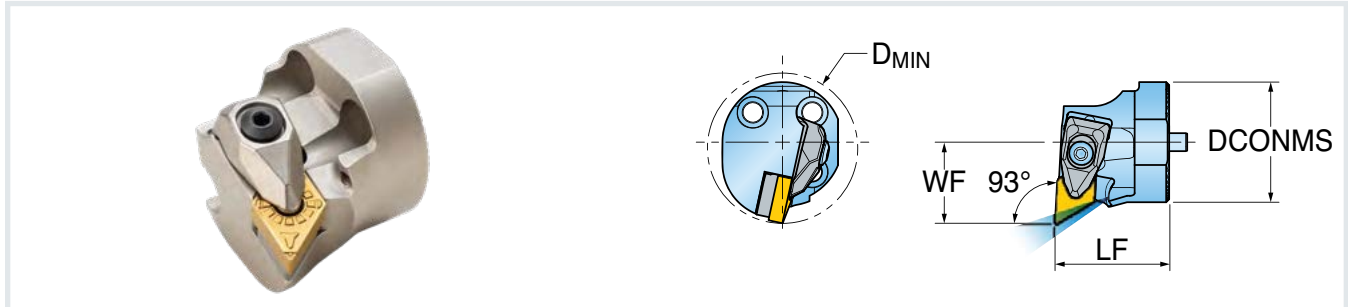
Hardware

Part Number	Screw	Wrench
DTC-D16-SCLNR/L-0703	SM25-060-90	T7P
DTC-D20-SCLNR/L-0703	SM25-060-90	T7P



Series DTC-D__TDUNR/L

T-TYPE CLAMPING BORING HEADS (NEGATIVE DN_G INSERTS)



Approach Angle	Part Number	DCONMS Connection Dia. Machine Side	LF Functional Length	WF Functional Width	DMIN Minimum Bore Dia.	Insert
INCH						
	DTC-D40-TDUNL-1504	40.00 mm	1.570	1.378	1.968	DN_G43...
	DTC-D40-TDUNR-1504	40.00 mm	1.570	1.063	1.968	

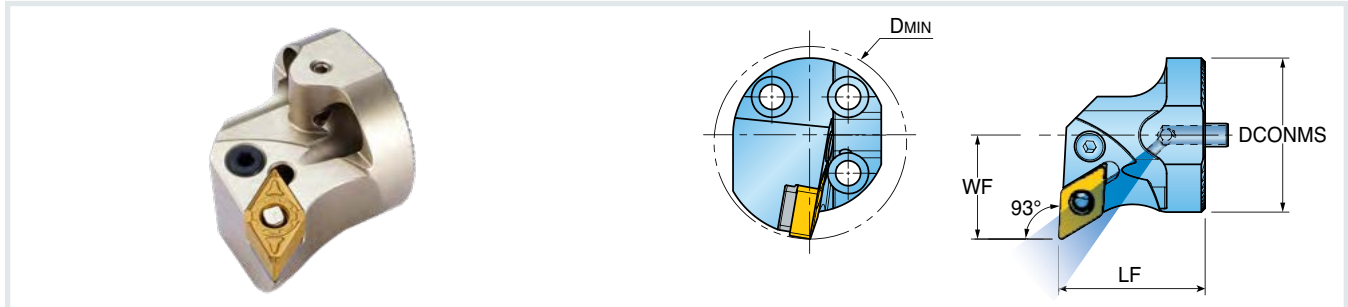
Hardware

Part Number	Clamp	Clamp Screw	Clamp Spring	Shim	Shim Screw	Coolant Plug	Driver for Shim Screw	Wrench for Clamp Screw
DTC-D40-TDUNL-1504	DLM4	DLS4	DSP4	LSD42	SM50-122-50	SS-M4X0.7X4-NL	DS-T20F	L-W3
DTC-D40-TDUNR-1504	DLM4	DLS4	DSP4	LSD42	SM50-122-50	SS-M4X0.7X4-NL	DS-T20F	L-W3



Series DTC-HDUNR/L

HOOK LEVER TYPE BORING HEADS (NEGATIVE DN_G INSERTS)



Approach Angle	Part Number	DCONMS Connection Dia. Machine Side	LF Functional Length	WF Functional Width	DMIN Minimum Bore Dia.	Insert
INCH						
	✓ DTC-D40-HDUNR/L-1305	1.575	1.496	1.063	1.968	DN_G 3.53.5...

✓ Marked: for RhinoTurn insert

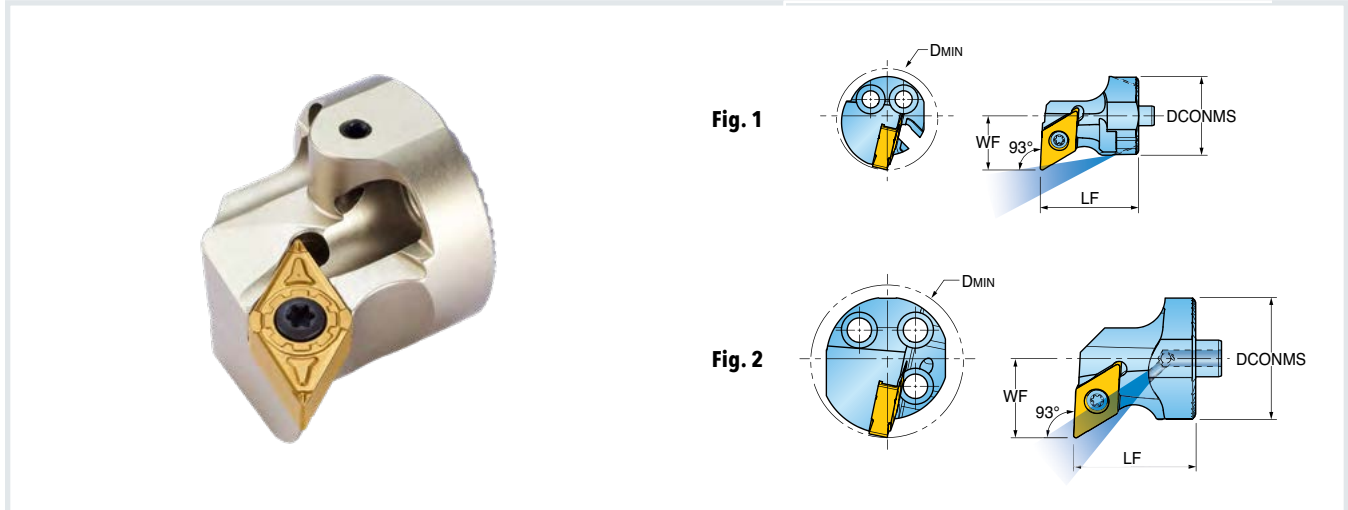
Hardware

Part Number	Lever	Lever Screw	Shim	Shim Pin	Shim Pin Punch	Wrench
DTC-D40-HDUNR/L-1305	LCL 11-NX	LCS 4S	LSD 3.52B	LSP 4	SPP 3-4	L-W 3



Series DTC-SDUNR/L

SCREW TYPE BORING HEADS (NEGATIVE DNMX & DN_G INSERTS)



Approach Angle	Part Number	DCONMS Connection Dia. Machine Side	LF Functional Length	WF Functional Width	DMIN Minimum Bore Dia.	Fig.	Insert
INCH							
93° 	✓ DTC-D16-SDUNR/L-0803	.630	.787	.433	.787	1	DN_X 2.22...
	✓ DTC-D20-SDUNR/L-0803	.787	.787	.512	.984	2	
	◆ DTC-D32-SDUNR/L-1305	1.260	1.260	.866	1.575	2	DN_G 3.53.5...

✓ Marked: for RhinoTurnM insert

◆ Marked: for RhinoTurn insert

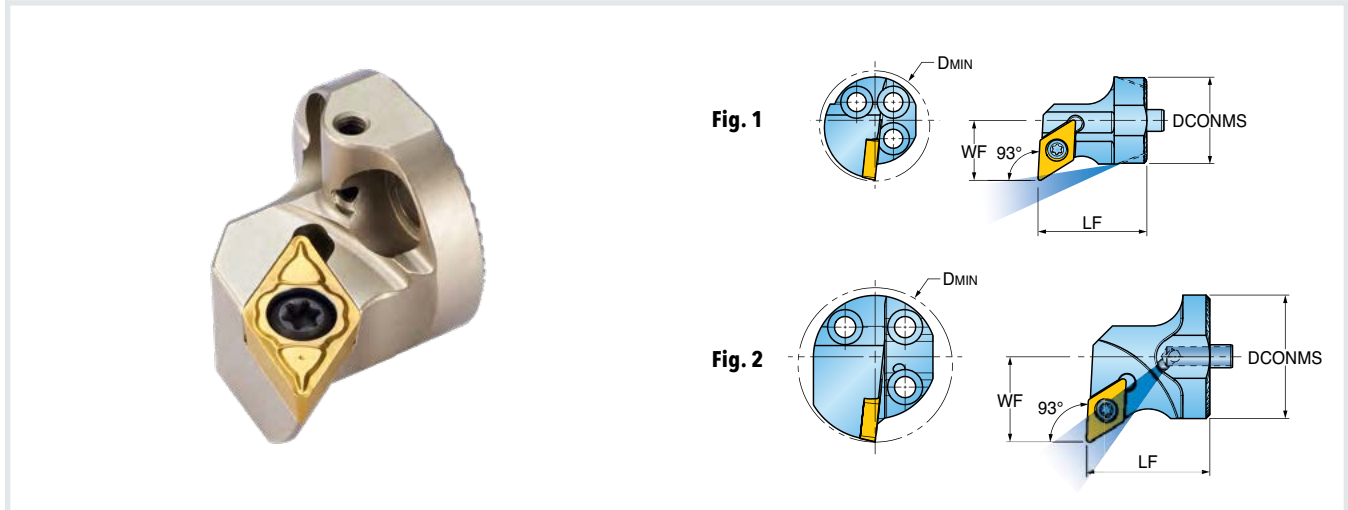
Hardware

Part Number	Screw	Wrench
DTC-D16-SDUNR/L-0803	SM25-060-90	T 7P
DTC-D20-SDUNR/L-0803	SM25-060-90	T 7P
DTC-D32-SDUNR/L-1305	SM40-110-00	T 15



Series DTC-SDUCR/L

SCREW TYPE BORING HEADS (POSITIVE DC_T INSERTS)



Approach Angle	Part Number	DCONMS Connection Dia. Machine Side	LF Functional Length	WF Functional Width	DMIN Minimum Bore Dia.	Fig.	Insert
INCH							
93° 	DTC-D16-SDUCR/L-07	.630	.787	.433	.787	1	DC_T 21.5...
	DTC-D20-SDUCR/L-11	.787	.787	.512	.984	2	DC_T 32.5...
	DTC-D25-SDUCR/L-11	.984	.787	.668	1.260	2	
	DTC-D32-SDUCR/L-11	1.260	1.260	.866	1.575	2	
	DTC-D40-SDUCR/L-11	1.575	1.496	1.063	1.968	2	

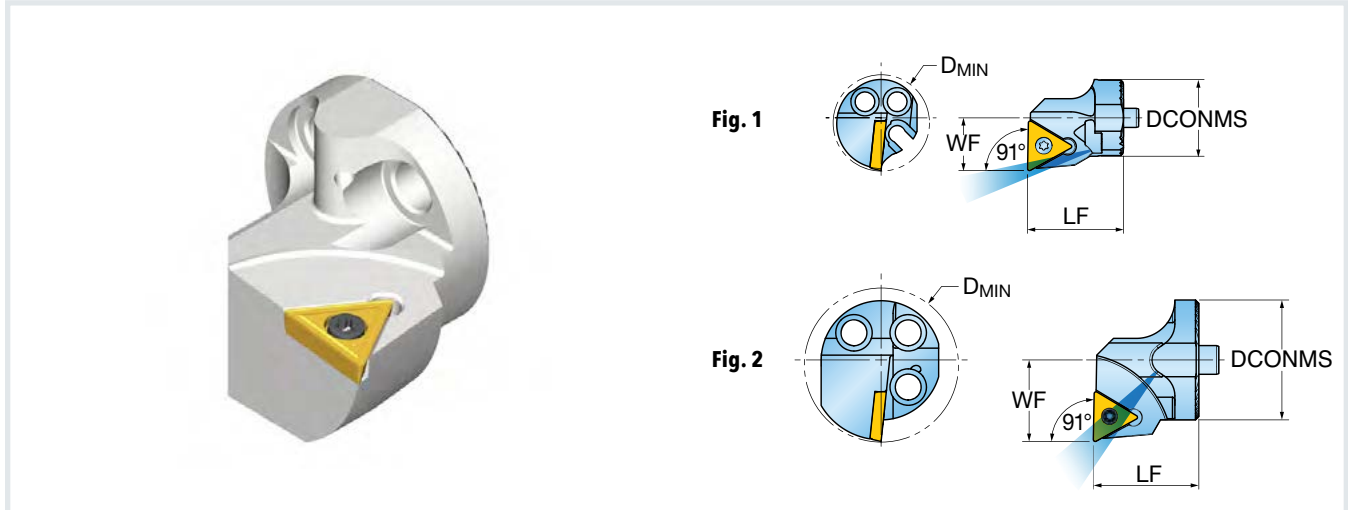
Hardware

Part Number	Screw	Shim	Shim Screw	Wrench	Wrench
DTC-D16-SDUCR/L-07	SO 250651	-	-	T 7	-
DTC-D20-SDUCR/L-11	SO 350801	-	-	T 15	-
DTC-D25-SDUCR/L-11	SO 350801	-	-	T 15	-
DTC-D32-SDUCR/L-11	SO 350801	-	-	T 15	-
DTC-D40-SDUCR/L-11	SO 351241	SSD 32	SO 500905	T 15	L-W 3.5



Series DTC-D__STFCR/L **NEW**

SCREW TYPE BORING HEADS (POSITIVE TCMT INSERTS)



Approach Angle	Part Number	DCONMS Connection Dia. Machine Side	LF Functional Length	WF Functional Width	DMIN Minimum Bore Dia.	Fig.	Insert
INCH							
91° 	DTC-D16-STFCR/L-11	16 mm	.787	.433	.787	1	TC__21.5_
	DTC-D20-STFCR/L-11	20 mm	.787	.512	.984	2	
	DTC-D25-STFCR/L-11	25 mm	.866	.669	1.260	2	
	DTC-D32-STFCR/L-16	32 mm	1.260	.866	1.575	2	TC__32.5_
	DTC-D40-STFCR/L-16	40 mm	1.496	1.063	1.969	2	

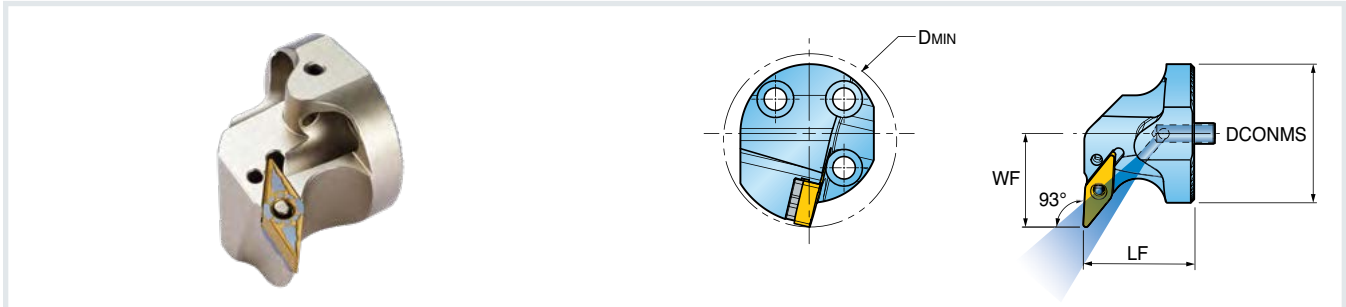
Hardware

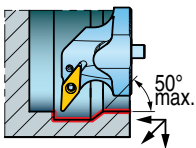
Part Number	Insert Screw	Driver for Insert Screw	Shim	Shim Screw	Wrench for Shim Screw
DTC-D16-STFCR/L-11	SM25-065-70	DS-T07F	-	-	-
DTC-D20-STFCR/L-11	SM25-065-70	DS-T07F	-	-	-
DTC-D25-STFCR/L-11	SM25-065-70	DS-T07F	-	-	-
DTC-D32-STFCR/L-16	S035124I	DS-T15F	SST32	S050090S	DS-H035T
DTC-D40-STFCR/L-16	S035124I	DS-T15F	SST32	S050090S	DS-H035T



Series DTC-HVUNR/L







HOOK LEVER TYPE BORING HEADS (NEGATIVE VNMX INSERTS)



Approach Angle	Part Number	DCONMS Connection Dia. Machine Side	LF Functional Length	WF Functional Width	DMIN Minimum Bore Dia.	Insert
INCH						
93° 	✓ DTC-D40-HVUNR/L-1304	1.575	1.256	1.063	1.968	VN_X 2.53...

✓ Marked: for RhinoTurn insert

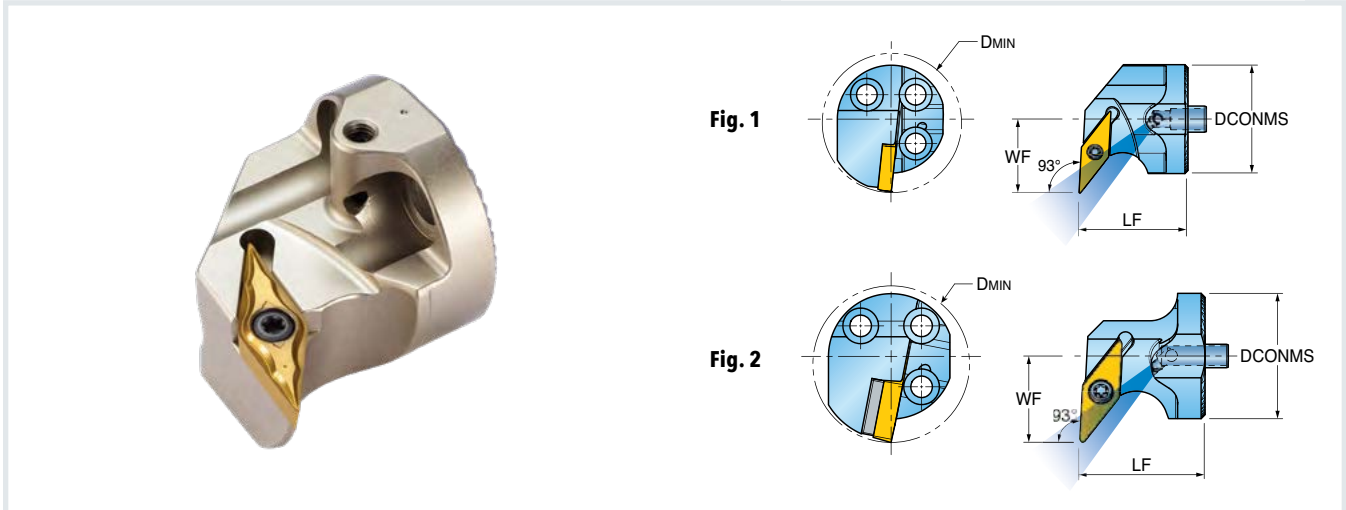
Hardware

Part Number	 Lever	 Lever Screw	 Shim	 Shim Pin	 Shim Pin Punch	 Wrench
DTC-D40-HVUNR/L-1304	LCL 08-NX	LCS 4-DH	LSV 2.51.8H	LSP 3B	SPP 3-3L	L-W 2.5



Series DTC-SVUBR/L

SCREW TYPE BORING HEADS (POSITIVE VB_T INSERTS)



Approach Angle	Part Number	DCONMS Connection Dia. Machine Side	LF Functional Length	WF Functional Width	DMIN Minimum Bore Dia.	Fig.	Insert
INCH							
<p>93°</p>	DTC-D20-SVUBR/L-11	.787	.787	.630	1.063	1	VB_T22...
	DTC-D25-SVUBR/L-11	.984	.984	.670	1.220	1	
	DTC-D32-SVUBR/L-16	1.260	1.260	.866	1.575	2	VB_T33...
	DTC-D40-SVUBR/L-16	1.575	1.260	1.063	1.968	2	

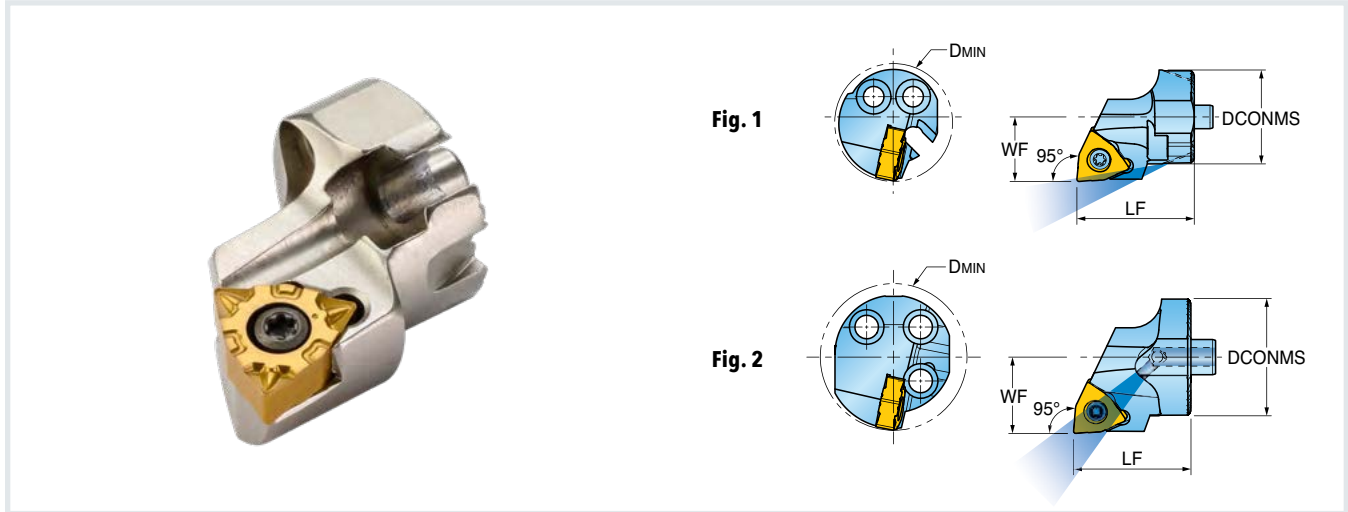
Hardware

Part Number	Screw	Shim	Shim Screw	Wrench	Wrench
DTC-D20-SVUBR/L-11	SO 25065I	-	-	T 7	-
DTC-D25-SVUBR/L-11	SO 25065I	-	-	T 7	-
DTC-D32-SVUBR/L-16	SO 35124I	SSV 32	SO 50090S	T 15	L-W 3.5
DTC-D40-SVUBR/L-16	SO 35124I	SSV 32	SO 50090S	T 15	L-W 3.5



Series DTC-SWLNR/L

SCREW TYPE BORING HEADS (NEGATIVE WNMX INSERTS)



Approach Angle	Part Number	DCONMS Connection Dia. Machine Side	LF Functional Length	WF Functional Width	DMIN Minimum Bore Dia.	Fig.	Insert
INCH							
<p>95°</p>	✓ DTC-D16-SWLNR/L-0403	.630	.787	.433	.787	1	WN_X 2.22...
	✓ DTC-D20-SWLNR/L-0403	.787	.787	.512	.984	2	

✓ Marked: for RhinoTurnM insert

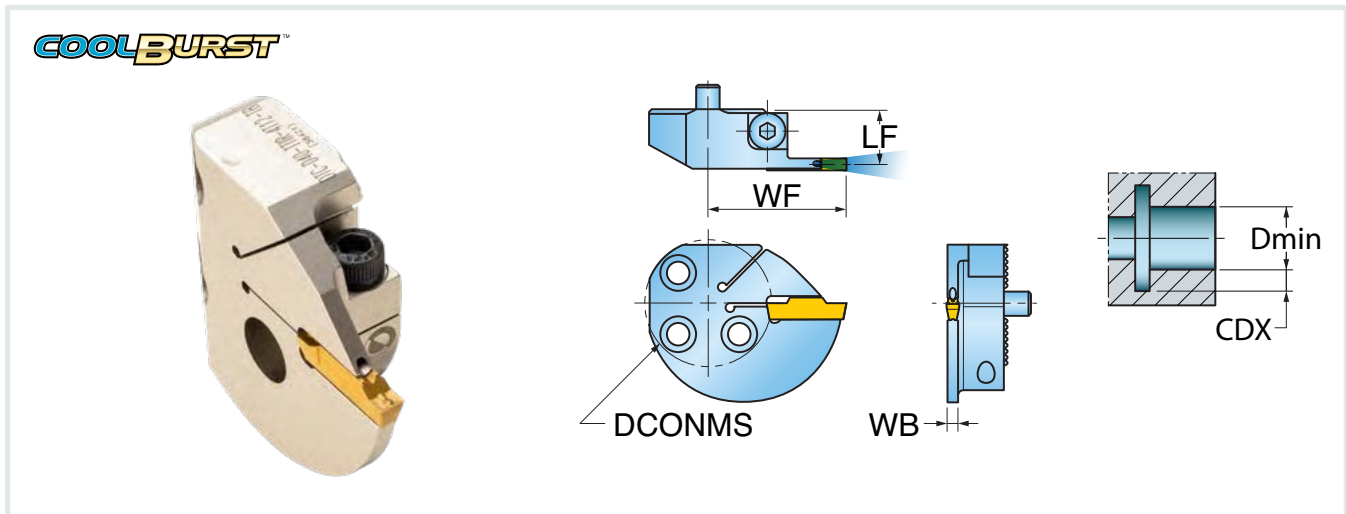
Hardware

Part Number	Screw	Wrench
DTC-D16-SWLNR/L-0403	SM25-060-90	T 7P
DTC-D20-SWLNR/L-0403	SM25-060-90	T 7P



Series DTC-D__TTIR/L-TB **NEW**



SCREW TYPE BORING HEADS FOR GROOVING AND TURNING (TCLAMP-ULTA+ INSERTS) W/ HIGH PRESSURE COOLANT



Part Number	SSC Insert Seat Size	DCONMS Connection Dia. Machine Side	LF Functional Length	WF Functional Width	WB Body Width	CDX Cutting Depth Max.	DMIN Minimum Bore Dia.	Insert
INCH								
DTC-D25-TTIR/L-2T12-TB	2	25 mm	.563	1.260	.071	.472	2.283	TDC/J/T TDXU/XT/XC/XY TSC/J TDFU/TDV
DTC-D25-TTIR/L-3T12-TB	3	25 mm	.551	1.260	.094	.472	2.283	
DTC-D32-TTIR/L-2T12-TB	2	32 mm	.563	1.378	.071	.472	2.283	
DTC-D32-TTIR/L-3T12-TB	3	32 mm	.551	1.378	.094	.472	2.283	
DTC-D32-TTIR/L-4T12-TB	4	32 mm	.539	1.378	.118	.472	2.283	
DTC-D32-TTIR/L-5T17-TB	5	32 mm	.594	1.575	.154	.669	2.283	
DTC-D40-TTIR/L-3T12-TB	3	40 mm	.551	1.516	.094	.472	2.362	
DTC-D40-TTIR/L-4T12-TB	4	40 mm	.539	1.516	.118	.472	2.362	
DTC-D40-TTIR/L-5T17-TB	5	40 mm	.594	1.693	.154	.669	2.520	
DTC-D40-TTIR/L-6T17-TB	6	40 mm	.575	1.693	.193	.669	2.520	

SEE NEXT PAGE FOR RECOMMENDED CUTTING CONDITIONS

Hardware

Part Number	 Screw	 Hex Driver
DTC-D...TTIR/L-TB	SHM5x0.8x16	L-W4



Series DTC-D__TTIR/L-TB (continued) **NEW**

RECOMMENDED CUTTING CONDITIONS » CARBON STEEL: 1045

TAbsorber Shank	Cutting Conditions	TAbsorber Head				
		DTC-D25-TTIR/L-2T12-TB	DTC-D25-TTIR/L-3T12-TB	DTC-D32-TTIR/L-4T12-TB	DTC-D32-TTIR/L-5T17-TB	DTC-D40-TTIR/L-6T17-TB
DTA-...-7D	Vc (SFM)	260-330	200-260	200-260	130-165	130-165
	fn (ipr)	.004-.005	.004-.005	.003-.004	.003-.004	.003-.004
DTA-...-10D	Vc (SFM)	130-165	130-165	130-165	130-165	80-100
	fn (ipr)	.003-.004	.003-.004	.003-.004	.003-.004	.003-.004

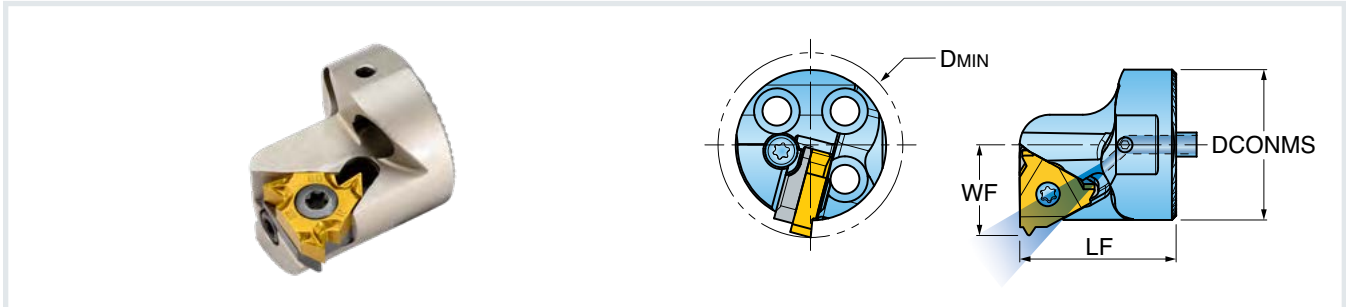
RECOMMENDED CUTTING CONDITIONS » ALLOY STEEL: 4140

TAbsorber Shank	Cutting Conditions	TAbsorber Head				
		DTC-D25-TTIR/L-2T12-TB	DTC-D25-TTIR/L-3T12-TB	DTC-D32-TTIR/L-4T12-TB	DTC-D32-TTIR/L-5T17-TB	DTC-D40-TTIR/L-6T17-TB
DTA-...-7D	Vc (SFM)	260-330	200-260	200-260	130-165	100-130
	fn (ipr)	.004-.005	.004-.005	.003-.004	.003-.004	.003-.004
DTA-...-10D	Vc (SFM)	130-165	130-165	100-130	100-130	80-100
	fn (ipr)	.003-.004	.003-.004	.003-.004	.003-.004	.003-.004








Series DTC-SIR/L

SCREW TYPE BORING HEADS (LAYDOWN THREADING INSERTS)



Part Number	DCONMS Connection Dia. Machine Side	LF Functional Length	WF Functional Width	DMIN Minimum Bore Dia.	Insert
INCH					
DTC-D25-SIR/L-16	.984	1.024	.638	1.142	161R/L
DTC-D32-SIR/L-16	1.260	1.063	.776	1.417	
DTC-D40-SIR/L-16	1.575	1.181	.433	1.733	
DTC-D32-SIR/L-22	1.260	1.260	.850	1.417	221R/L
DTC-D40-SIR/L-22	1.575	1.496	1.008	1.811	

Hardware

Part Number	 Anvil Ext.L/Int.R	 Anvil Ext.R/Int.L	 Anvil Screw	 Wrench	 Screw
DTC-D25-SIR-16	A16	-	A16	T-10/5	S16
DTC-D25-SIL-16	-	AE16	A16	T-10/5	S16
DTC-D32-SIR-16	A16	-	A16	T-10/5	S16
DTC-D32-SIL-16	-	AE16	A16	T-10/5	S16
DTC-D40-SIR-16	A16	-	A16	T-10/5	S16
DTC-D40-SIL-16	-	AE16	A16	T-10/5	S16
DTC-D32-SIR-22	A22	-	A22	T-20/5	S22
DTC-D32-SIL-22	-	AE22	A22	T-20/5	S22
DTC-D40-SIR-22	A22	-	A22	T-20/5	S22
DTC-D40-SIL-22	-	AE22	A22	T-20/5	S22