

Weldon Flat Dimensions

Fig. 1
Standard

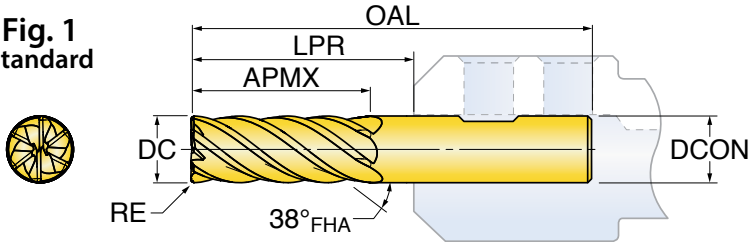
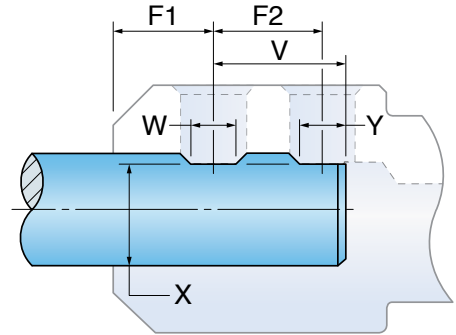
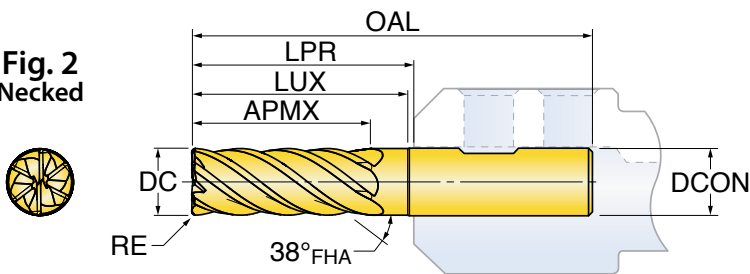


Fig. 2
Necked



DCON Diameter	Modified Weldon Flat Dimensions (inch)				F1 Nose to Center of 1st Flat	F2 1st Flat to 2nd Flat
	V	W	X	Y		
.125	-	-	-	-	.38	-
.187	-	-	-	-	.50	-
.250	.781	.187	.207	-	.38	-
.312	.781	.250	.267	-	.60	-
.375	.781	.280	.325	-	.75	-
.437	-	-	-	-	.75	-
.500	.891	.330	.440	-	.88	-
.625	.953	.400	.560	-	.94	-
.750	1.015	.455	.675	-	1.00	-
.875	1.015	.455	.810	.500	1.00	.866
1.000	1.141	.515	.925	.500	1.12	1.000
1.250	1.141	.515	1.156	.500	1.12	1.000